

## **UNIT 7: FAME AND THE MEDIA**

### **C. LISTENING**

**Exercise 1.** In this unit, you will practise the skills you need to answer a diagram labelling task in IELTS Listening Section 4. The topic of this unit is survival and the environment. Read the information. Then choose the correct words to form collocations about the environment.

When you learn a new word, try to learn some collocations. Collocation are words that are commonly used together. For example, here are some typical collocations using the word environment:

Noun+ noun:

environment agency, environment policy

Adjective + noun:

new environment, safe environment

**noun + noun**

weather branches/forecast/storm

**noun + noun**

snow slope/ storm/ weather

**adjective + noun**

survival branches/wall/ situation

**noun + noun**

body situation/ slope/ temperature

**noun + noun**

cave forecast/ slope/wall

**noun + noun**

mountain forecast/ slope/ temperature

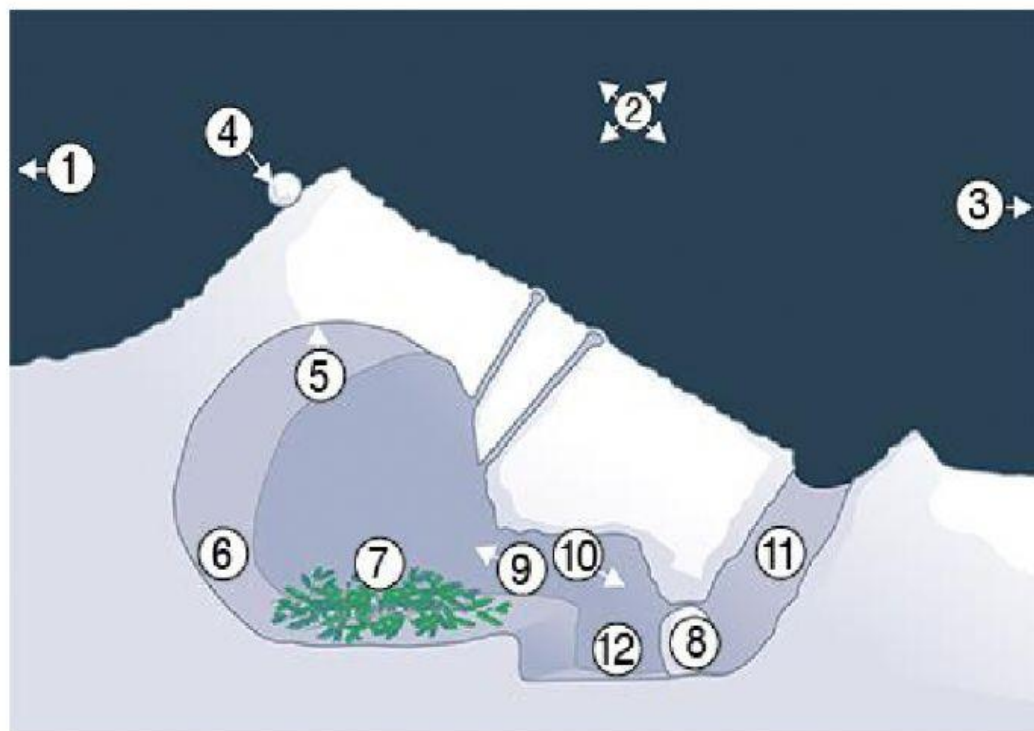
**noun + noun**

tree branches/ slope/wall

**Exercise 2.** Look at the diagram of a snow cave. Complete the descriptions of the diagram with the words in the box.

## IELTS FOUNDATION 2

In the IELTS Listening test, you may have to label a diagram. Before you listen, it's a good idea to think about the words the speaker may use to describe the direction (e.g. away from), the position (e.g. on the bottom) or the location (e.g. the roof) of different parts of diagram.



Away from	back	bottom	entrance	inside	on the left
on the right	on top of	outside	roof	towards	tunnel

1. Number 1 is \_\_\_\_\_ of the diagram.
2. Number 2 is \_\_\_\_\_ the cave.
3. Number 3 is \_\_\_\_\_ of the diagram.
4. Number 4 is \_\_\_\_\_ the cave.
5. Number 5 is the \_\_\_\_\_ of cave
6. Number 6 is at the \_\_\_\_\_ of the cave.
7. Number 7 is \_\_\_\_\_ the middle of the cave.
8. Number 8 is the \_\_\_\_\_ to the cave.
9. Number 9 is moving \_\_\_\_\_ the entrance.

## IELTS FOUNDATION 2

10. Number 10 is moving \_\_\_\_\_ the entrance.

11. Number 11 is the \_\_\_\_\_.

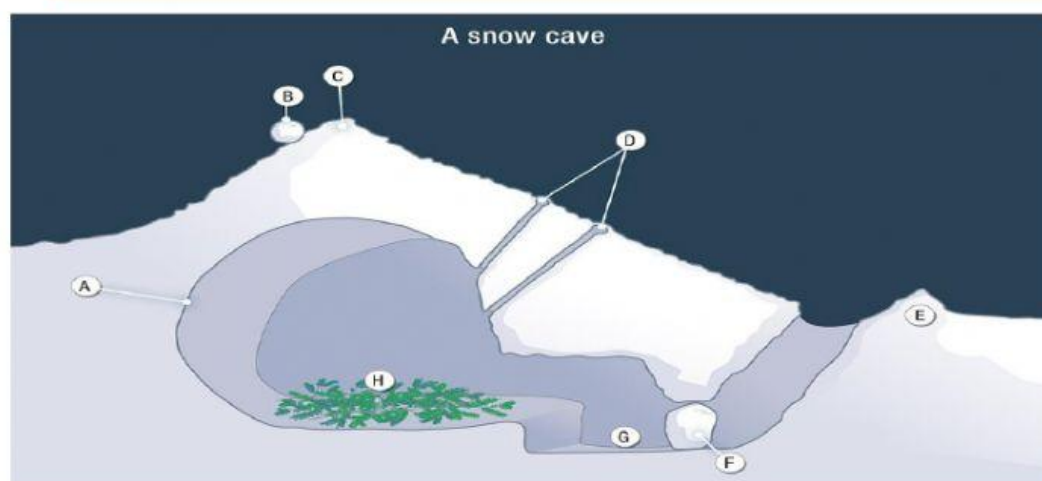
12. Number 12 is the \_\_\_\_\_ of the entrance to the cave.

**Exercise 3. Listen to the first part of a survival expert's talk about snow caves. Write the correct letters (A–H) next to the descriptions (1–2) (Track 07.1)**

In an IELTS labeling a diagram task, you match the letters on the diagram to the correct descriptions in the questions. In order to do this, you need to:

- Listen carefully to descriptions of direction, position and location.
- Listen for the same information you see in the questions.

You do not need to use all the letters (i.e. there are more letters than questions).



1. reduces the chance of accidents \_\_\_\_\_

2. soft branches are best \_\_\_\_\_

**Exercise 4. Listen to the second part of the survival expert's talk about snow caves. Write the correct letters (A–H) next to the descriptions (3–4) (Track 07.2)**

3. piled-up snow adds strength \_\_\_\_\_

4. allows air in and smoke out \_\_\_\_\_

**Exercise 5. Read and listen to the extracts from the recording. Complete the extracts with between one and three words for each gap. (Track 07.3)**

**1. Reduces the chance of accidents – B**

That could be a rock or a large stone or even just a large snowball – and you put it there to remind yourself where \_\_\_\_\_ is. This is so you don't walk on it and \_\_\_\_\_ when you're outside.

**2. Soft branches are best – H**

## IELTS FOUNDATION 2

Um, before you shut yourself inside the \_\_\_\_\_ for the night, do go out and collect some tree branches – branches from fir trees are the best type – as they're \_\_\_\_\_. You can then place these inside the cave, on top of the flat shelf – the one \_\_\_\_\_ of the cave and away from the entrance.

### 3. Piled-up snow adds strength – C

It's a good idea to \_\_\_\_\_ as much snow as possible over the top of your cave – on the outside, I mean, so it's good and thick. And you can see from the diagram that the pile has formed into a \_\_\_\_\_ shape. When the snow \_\_\_\_\_ and becomes really hard, your cave will be less likely to fall in.

### 4. Allows air in and smoke out – D

If your cave is big and wide enough for you to have a small fire inside, of course you'll need to \_\_\_\_\_ out. And if you're inside for the whole night, you'll need to let some air in, too. To do this, you'll need to make some \_\_\_\_\_.

**Exercise 6. It is common in IELTS Listening tasks that you will not hear the same words in the recording as you read in the questions. Match the possible paraphrases with the words in bold from the descriptions (5–7).**

5. **cold** air gets **trapped** ...

6. a **thick jacket** or **backpack** work best ...

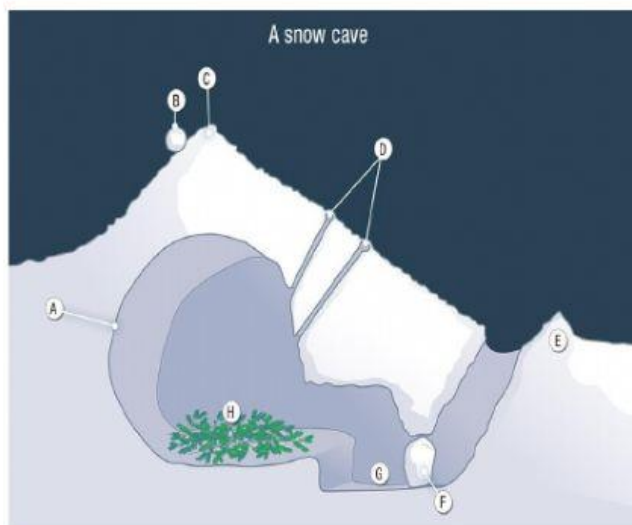
7. melting **is reduced** by keeping **smooth** walls ...

- |                 |   |   |   |
|-----------------|---|---|---|
| 1. cold         | • | • | heavy coat                              |
| 2. trapped      | • | • | no pieces of ice or snow that stick out |
| 3. thick jacket | • | • | freezing                                |
| 4. backpack     | • | • | there aren't so many                    |
| 5. Work best    | • | • | won't be able to escape                 |
| 6. is reduced   | • | • | these would be ideal                    |
| 7. smooth       | • | • | rucksack                                |



## IELTS FOUNDATION 2

Exercise 7. Listen to the recording. Write the correct letters (A–H) next to the descriptions (5–7) (Track 07.4)



5. cold air get trapped \_\_\_\_\_

6. a thick jacket or backpack work best  
\_\_\_\_\_

7. melting is reduced y keeping smooth  
walls \_\_\_\_\_

Exercise 8. When you are preparing for the IELTS Listening test, it is a good idea to make notes of useful collocations. Match the words on the left to the words and phrases on the right to form collocations.

- |           |   |   |                     |
|-----------|---|---|---------------------|
| 1. reduce | • | • | clothes             |
| 2. dry    | • | • | melts more slowly   |
| 3. snow   | • | • | as warm as possible |
| 4. whole  | • | • | space               |
| 5. keep   | • | • | that possibility    |
| 6. narrow | • | • | night               |