



English A1

Name: _____

Group: _____

Date: _____

Final Test

Instructions

1st part: Choose the right image. 30%

1. Click on the image where you can see a “mom”.




2. Click on the image where you can see a “pet”.





Centro Integral de Idiomas SV



3. Click on the image where you can see color **"brown"**.



4. Click on the image where you can see a **"red circle"**.



5. Click on the image where you can see the sequence **"one, three, five, two, four"**.



6. Click on the image where you can see the sequence “apple, banana, pear, pineapple, watermelon”.



7. Click on the image where you can see the sequence “dog, pig, snake, crab”.



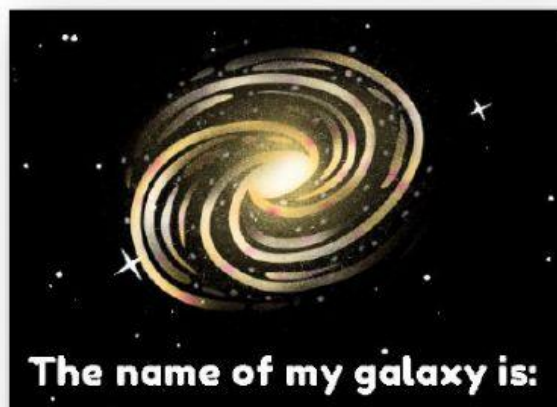
Instructions

2nd part: Read aloud what the image says. (Click on the microphone)

40%



Long sound



Instructions

3rd part: Write the school supplies **you have** according with the image.

30%



A large, empty, light pink rectangular box with rounded corners, intended for writing the school supplies you have.

Centro Integral de Idiomas SV



Put the right number on the daily routine image.



Sleep



Play with friends



Go to school



Have breakfast



Wake up

1

2

3

4

5