

Teacher's name: Ms. Thuy Linh

Phone: 0334806076

Student's name: Class: **STARTER**


HOMEWORK
Lesson 1: RW Part 1, 3.

Part 1

▶ 5 questions ◀


Look and read. Put a tick (✓) or a cross (X) in the box. There are two examples.

Examples



This is a ball.

X




These are apples.

✓

Questions

1



This is a box.

☐

2



These are carrots.

☐

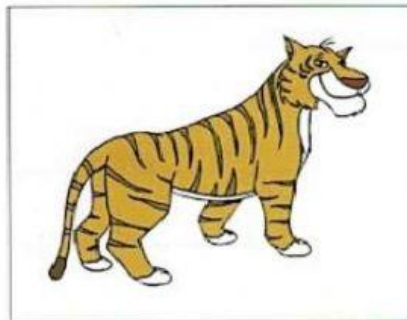
3



This is a jacket.

☐


4



This is a bird.

☐

5



These are frogs.

☐

Part 1

5 questions


Look and read. Put a tick (✓) or a cross (X) in the box. There are two examples.

Examples



This is a cat.

X




These are tigers.

✓

Questions

1



This is an elephant.

☐


2



This is a T-shirt.

☐

3



These are ducks.

☐


4



This is a man.

☐

5



These are monkeys.


☐

Part 1


5 questions

Look and read. Put a tick (✓) or a cross (X) in the box. There are two examples.

Examples



This is a book.



These are pens.



Questions



This is a phone.




2



These are sweets.

☐


3



This is a cat.

☐

4



This is a carrot.

☐

5



These are dogs.

☐

Part 3

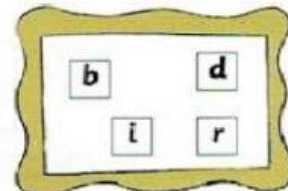
5 questions

Look at the pictures. Look at the letters. Write the words.

Example




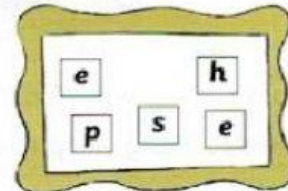
b i r d



Questions

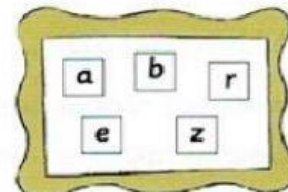
1







2





3





4





5

