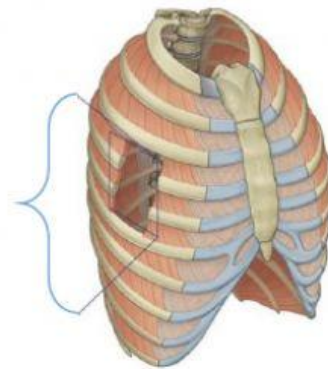
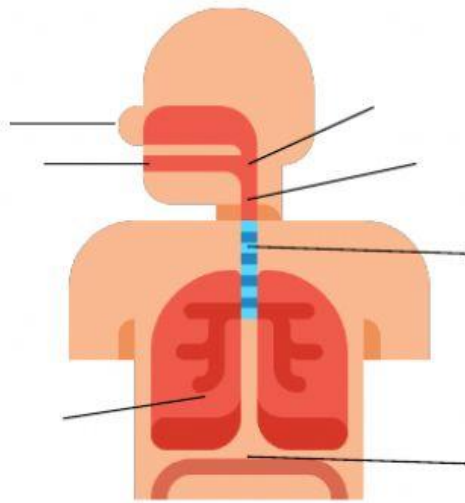



ACTIVITIES

1. Label the parts of the respiratory system

Trachea mouth lungs nose pharynx diaphragm
intercostal muscles larynx



2. Circle the pictures that are part of the respiratory system



3. Write the correct part of the respiratory system for each description

Functional units of the respiratory system	
Made up of organs that help us breathe	
Carries air from the body's exterior into the lungs and back out again	

4. Write T for true and F for false

The air we inhale is called oxygen	
While exhaling, the rib cage expands and the diaphragm contracts	
Your intercostal muscles are responsible for your chest wall to expand	
Breathing is a voluntary and automatic process	

5. Write if the action involves voluntary breathing or involuntary breathing

Taking a Deep breath 	
Breathing when you are swimming 	
Breathing while sleeping 	
Breathing when you are singing 	

6. Write 4 habits to keep your respiratory system healthy
