




TEST 4




I. LISTENING (4 pt)

PART 1: Listen the questions and circle correct answers. There is one example. (1pt)




Ex: She can see

		
A	B	C




1. The girl can play.....

		
A	B	C




2. She may not go.....

		
A	B	C






3. I'm wearing a.....

		
A	B	C

4. She hasdolls.

		
A	B	C

PART 2: Listen and number. There is one example. (1pt)

				
	0			

PART 3 Listen and tick Yes or No. There is one example. (1pt)






Ex	She wears a polo shirt.	Yes	<input checked="" type="checkbox"/>	No	
1	He likes pajamas.	Yes	<input type="checkbox"/>	No	
2	The boy is good at hitting.	Yes	<input type="checkbox"/>	No	
3	She wants a cake.	Yes	<input type="checkbox"/>	No	
4	There are eleven dices.	Yes	<input type="checkbox"/>	No	

PART 4: Listen and write one word. There is one example. (1pt)

Ex	A : May I goout..... ? B : Yes, you may.
1	The boy wearsat school.
2	A : Would you like some ? B : Sure, thanks.
3	The girl can see a small.....
4	Put the toy the chair.

II. READING (2pt)

PART 1 Read and tick True or False. There is an example. (1pt)






Ex	It's a donut.		True	<input checked="" type="checkbox"/>	False	
1	I want these pants.		True		False	
2	He can play soccer.		True		False	
3	There is a potato.		True		False	
4	She uses a spoon to eat a cake.		True		False	

PART 2 Read and circle A, B or C. There is an example. (1pt)

Ex: Are there any limes?		
A. Yes, there is.	B. No, there isn't.	<input checked="" type="radio"/> C. Yes, there are
1. How manydo you have? I have twelve.		
A. dices	B. dice	C. a dice
2. I'm wearing a pink skirt and yellow T-shirt .		
A. What are they wearing?	B. What is she wearing?	C. What are you wearing?
3. What can you see?		
A. Twenty minus ten is ten	B. I can see a big card.	C. They are my blocks.
4. She's good at.....balls.		
A. hitting	B. hit	C. hits

III. WRITING (2 pt)

PART 1 :Look at the pictures and write correct words. There is one example (0). (1 pt)

Ex	There is an egg	
1	A: Would you like some.....? B: No, thanks.	
2	My sister wants her.....	
3	She uses her hands in	
4	I have.....cards in my bag.	

PART 2 : Order the words (1pt)

0. cake / is / This/ a → **This is a cake.**

1. you/ sneakers /? / Do / like / your /

.....

2. My / badminton. / can / brother / play/

.....

3. are/ There / small / marbles / seventeen/

.....

4. Six / plus/ twenty / fourteen / is/

.....