Fractions on a number line

1 Match the number lines to the correct number of parts.



10

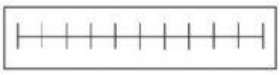

6



3

2 Complete the sentences.

a)

The number line has been split into ☐ parts.

b)

The number line has been split into ☐ parts.

3 Label the number lines to show the fractions.

Complete the sentences.

The first one has been started for you.

a)

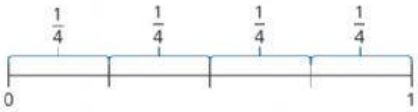

The number line has been split into ☐ parts.

The number line is counting up in ☐ s.

b)

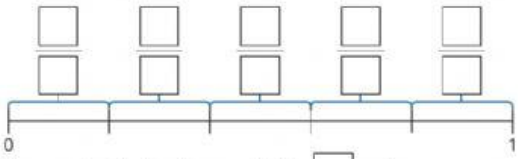

The number line has been split into ☐ parts.

The number line is counting up in ☐ s.

c)

The number line has been split into ☐ parts.

The number line is counting up in ☐ s.

What do you notice?

LIVEWORKSHEETS

4 Draw lines to split each number line into the number of parts.
Label the fractions shown.

a) 4 parts

b) 8 parts

c) 3 parts

5 Mo is labelling fractions on a number line.

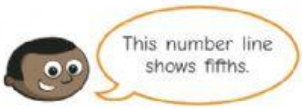

Do you agree with Mo? _____
Talk about your answer with a partner.

6 Eva is working out what fraction is shown on the number line.

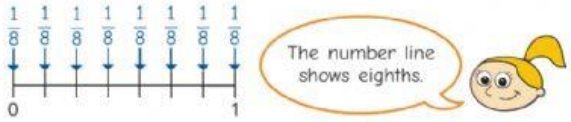

What mistake has Eva made?

_____

_____

7 Tiny has drawn two number lines.

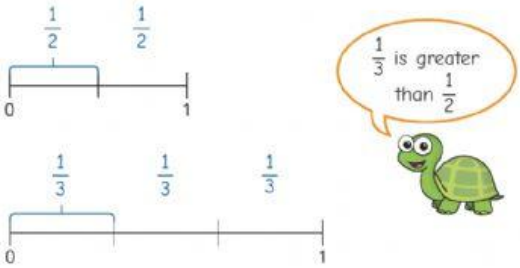

Do you agree with Tiny? _____
Explain your reasons.

LIVEWORKSHEETS