30000-1205

English Learning Through Digital Media

Unit 2 Web Browser

LIVEWORKSHEETS

Getting Started

Using a web browser

A web browser is a type of software that allows you to find and view websites on the Internet. Even if you didn't know it, you're using a web browser right now to read this page! There are many different web browsers, but some of the most common ones include Google Chrome, Internet Explorer, Safari, Microsoft Edge, and Mozilla Firefox.

No matter which web browser you use, you'll want to learn the basics of browsing the Web. In this lesson, we'll talk about navigating to different websites, using tabbed browsing, creating bookmarks, and more.

URLs and the address bar

Each website has a unique address, called a URL (short for Uniform Resource Locator). It's like a street address that tells your browser where to go on the Internet. When you type a URL into the browser's address bar and press Enter on your keyboard, the browser will load the page associated with that URL.

In the example below, we've typed www.bbc.com/travel into the address bar.

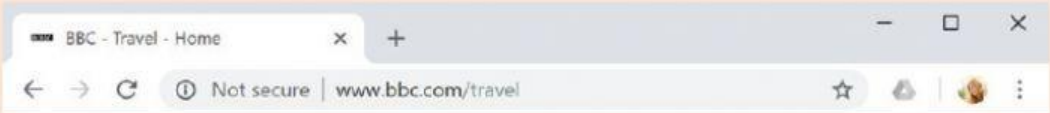

Links

Whenever you see a word or phrase on a website that's blue or underlined in blue, it's probably a hyperlink, or link for short. You might already know how links work, even if you've never thought about them much before.

Links are used to navigate the Web. When you click a link, it will usually take you to a different webpage. You may also notice that your cursor changes into a hand icon whenever you hover over a link.

Navigation buttons

The Back and Forward buttons allow you to move through websites you've recently viewed. You can also click and hold either button to see your recent history.



The Refresh button will reload the current page. If a website stops working, try using the Refresh button.

LIVEWORKSHEETS

Tabbed browsing

Many browsers allow you to open links in a new tab. You can open as many links as you want, and they'll stay in the same browser window instead of cluttering your screen with multiple windows.

To open a link in a new tab, right-click the link and select Open link in new tab (the exact wording may vary from browser to browser).

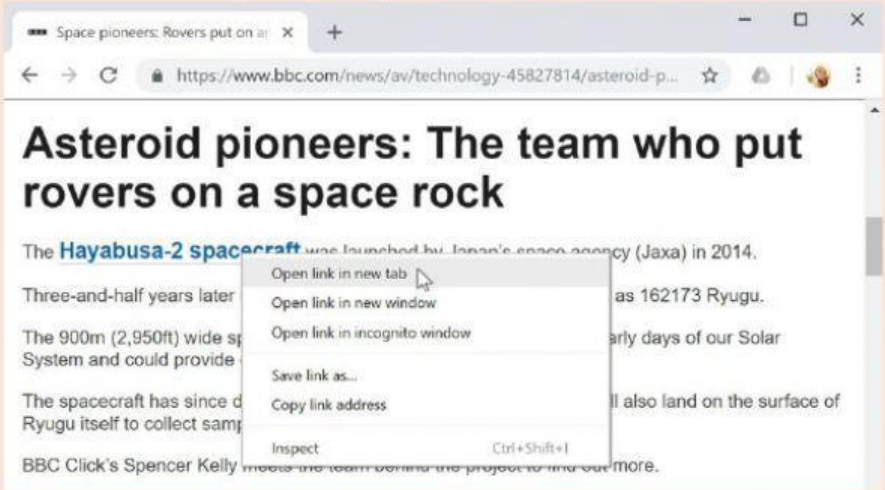

To close a tab, click the X.

To create a new blank tab, click the button to the right of any open tabs.

Exercise 1: Read the text above then answer these questions.

1. Which of the following is not a web browser?

   a. Edge b. Firefox c. Chrome d. Window

2. When talking about the web, "link" is the abbreviation for .....

   a. chain-link b. hyper-link c. superlink d. blink

3. Which of the following is not navigation buttons?

   a. refresh b. bookmark c. backward d. forward

4. ..... that from a website is http://tbbrownin crop.com.

   a. URL b. new tab c. navigation d. history

5. What are tabbed browsing mainly used for?

   a. viewing two pages side by side

   b. selecting a wi-fi network to connect to

   c. opening multiple webpages in the same browser window

   d. ensuring that your personal information cannot be seen by hacker

LIVEWORKSHEETS

Language focus

Nouns are everywhere in our writing. But what are all the types of nouns you come across, and how do you use them?

A noun is a word that names something, such as a person, place, thing, or idea. In a sentence, nouns can play the role of subject, direct object, indirect object, subject complement, object complement, appositive, or adjective.

Nouns form a large proportion of English vocabulary and they come in a wide variety of types. Nouns can name a person:

A celebrity my teacher Mark Zuckerberg

Nouns can also name a place:

Google website A factory A chat room

Nouns can also name things, although sometimes they might be intangible things, such as concepts, activities, or processes. Some might even be hypothetical or imaginary things.

gadget accomplishment literacy

Proper nouns vs. common nouns

One important distinction to be made is whether a noun is a proper noun or a common noun. ***A proper noun*** is a specific name of a person, place, or thing, and is always capitalized.

The opposite of a proper noun is a ***common noun***, sometimes known as a generic noun. A common noun is the generic name of an item in a class or group and is not capitalized unless appearing at the beginning of a sentence or in a title.

Google Chrome is a free **web browser** from Google. Unlike Internet Explorer or Safari, Chrome does not come pre-installed with your operating **system**. To use Chrome, you must first download and install it to your **computer**.

A **web browser** and a **computer** are **common nouns**; we do not learn the identity of the browser and computer by reading this sentence. However, Google, Internet Explorer, Chrome, and Safari are proper nouns. They are the names of websites and web browsers, which are always capitalized.

LIVEWORKSHEETS

Exercise 2: In the reading passage below, tick ✔ the common nouns and proper nouns into the correct boxes above each words.

Bookmarks and history

If you find a website you want to view later, it can be hard to memorize the exact web address. Bookmarks, also known as favorites, are a great way to save and organize specific websites so you can revisit them again and again. Simply locate and select the Star icon to bookmark the current website.

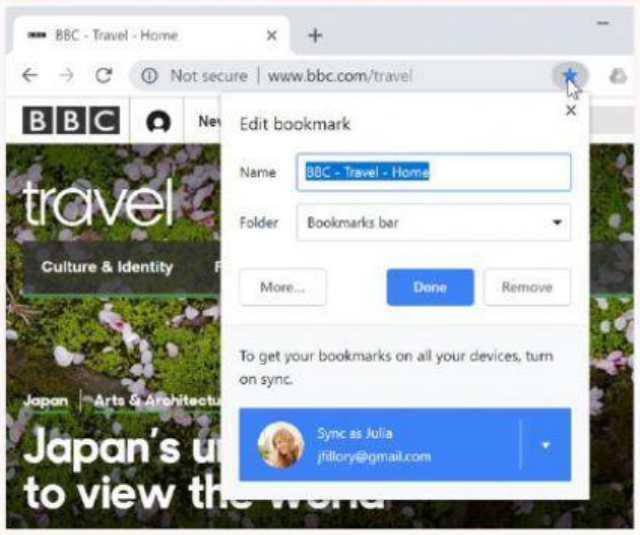

Your browser will also keep a history of every site you visit. This is another good way to find a site you visited previously. To view your history, open your browser settings—usually by clicking the icon in the upper-right corner—and select History.

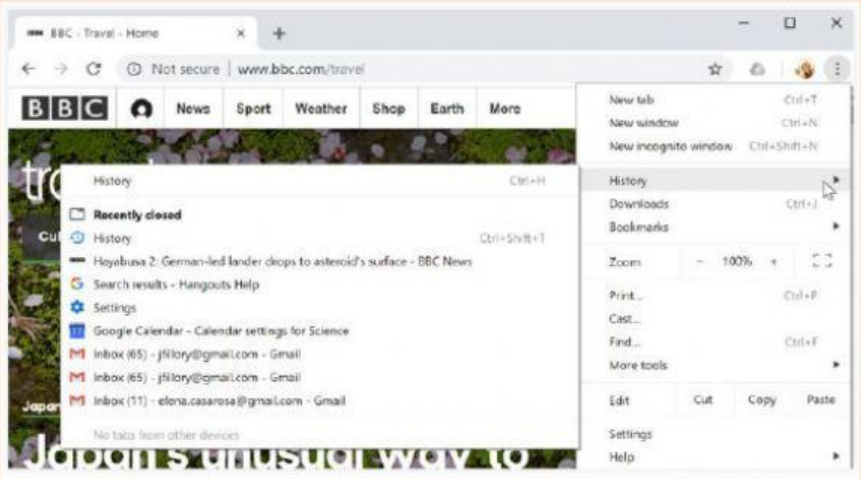

Plug-ins

Plug-ins are small applications that allow you to view certain types of content within your web browser. For example, Adobe Flash and Microsoft Silverlight are sometimes used to play videos, while Adobe Reader is used to view PDF files.

If you don't have the correct plug-in for a website, your browser will usually provide a link to download it. There may also be times when you need to update your plug-ins.

LIVEWORKSHEETS

Looking Closely

Chrome

Google Chrome is a free web browser from Google. With its clean design and advanced features, Chrome has quickly become one of the most popular web browsers worldwide. In this lesson, we'll talk about the features of Google Chrome, how to download and install Chrome to your computer, and how to sign in to Chrome using a Google account.

Chrome offers many of the same features as most web browsers, in addition to its own unique tools. While Chrome is relatively simple to use, its interface may feel incomplete if you are used to a more traditional browser.

https://www.youtube.com/watch?v=FxirRVJWUTs

LIVEWORKSHEETS

One of Chrome's most powerful features is the option to sign in. Signing in allows you to access your bookmarks, saved passwords, history, and settings from any computer and even some mobile devices. You will need a Google account to sign in to Chrome.

1. To sign in to Chrome:

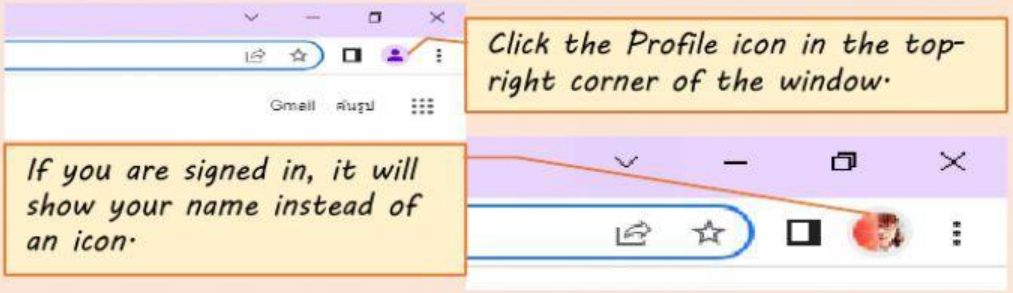

2. In the menu that appears, click Sign in to Chrome.

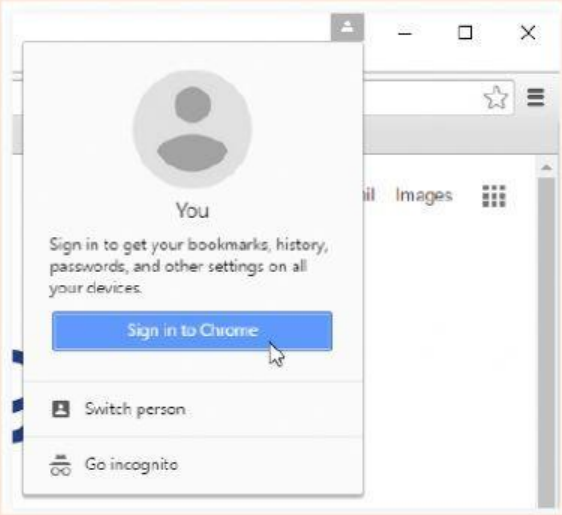

3. A sign in form will appear. Enter your Google user name (or Gmail address) and click Next.

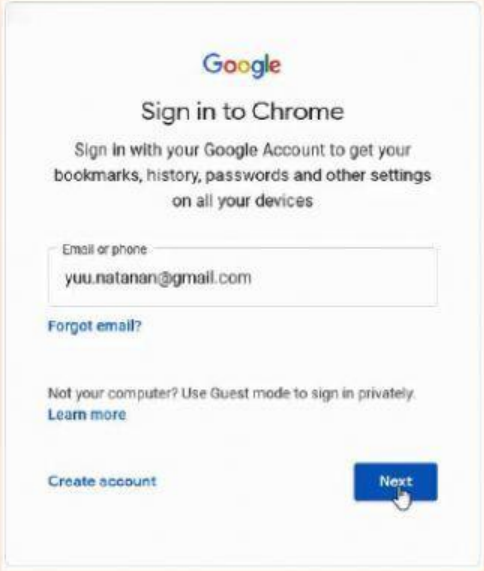

LIVEWORKSHEETS

4. On the next screen, enter your **password**, then click **Next**.

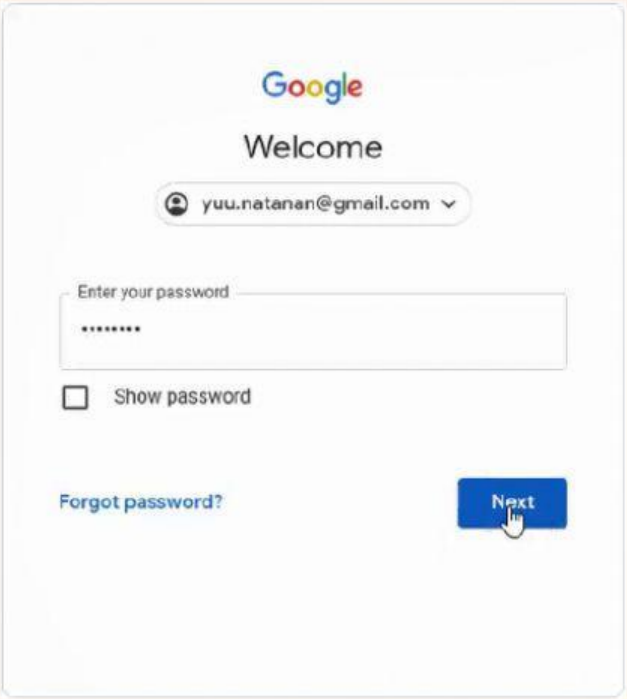

5. You are now **signed in** to Chrome. Click OK to close the dialog box.

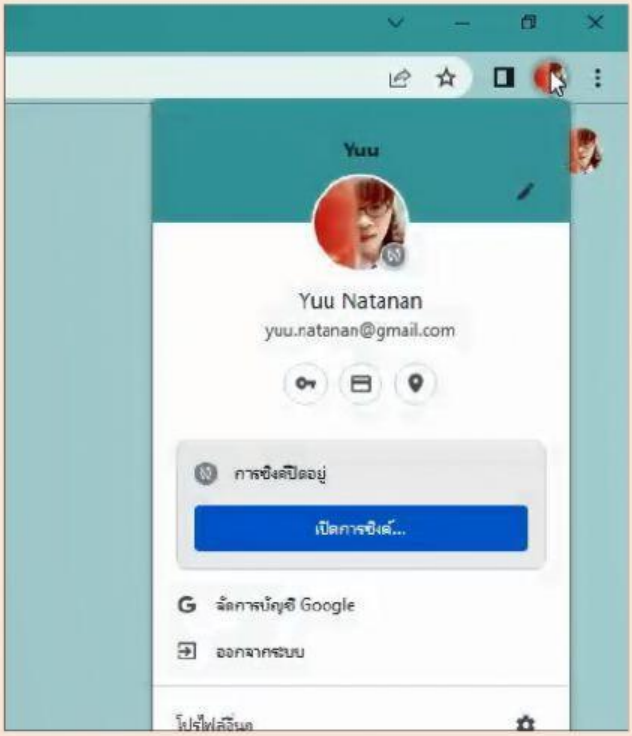

LIVEWORKSHEETS

Exercise 4: Look at the picture below then identify web browser tools with the names given below.

address bar	backward	bookmark	close tab	forward
more setting	new tab	profile icon	refresh	tab

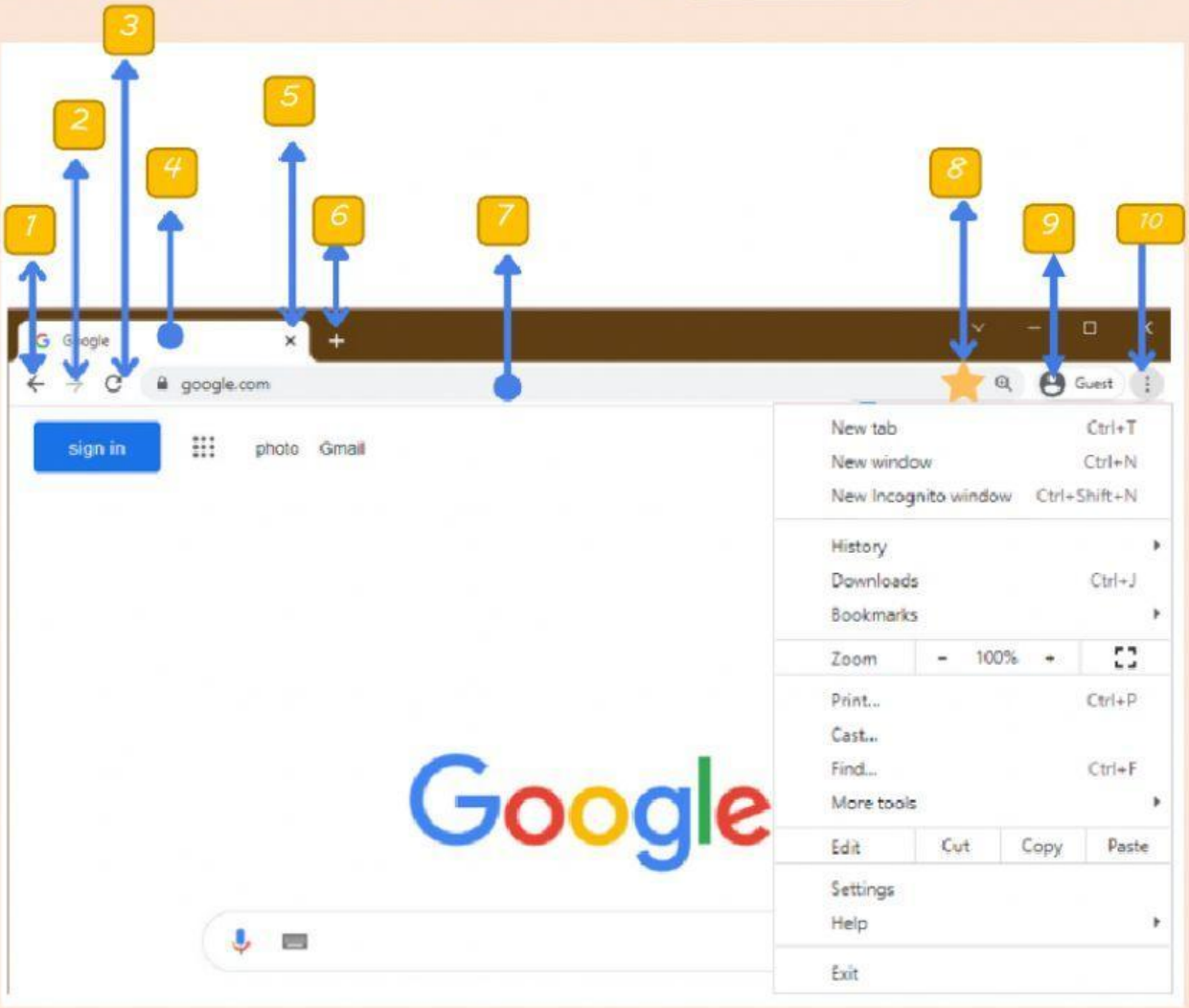

1. .....
2. .....
3. .....
4. .....
5. .....
6. .....
7. .....
8. .....
9. .....
10. .....

LIVEWORKSHEETS