

Roman numerals to 12

1 Match the numbers to the Roman numerals.

| | |
|----|---|
| 1 | X |
| 5 | V |
| 10 | I |

2 Write the Roman numerals as numbers.

| | | | |
|--------|----------------------|--------|----------------------|
| a) II | <input type="text"/> | d) XI | <input type="text"/> |
| b) VI | <input type="text"/> | e) VII | <input type="text"/> |
| c) III | <input type="text"/> | f) IX | <input type="text"/> |

3 Complete the number track.

| | | | | | | | |
|---|----|----|--|----|-----|----|--|
| I | II | IV | | VI | VII | IX | |
|---|----|----|--|----|-----|----|--|

What patterns do you notice?



4 Tiny is writing the number 6 in Roman numerals.

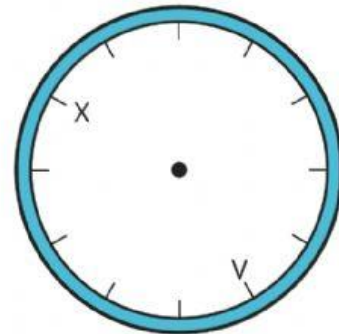


IIIII

Do you agree with Tiny? _____

Explain your answer.

5 Write Roman numerals to complete the clockface.



6 Write the times shown on the clocks.

a)



c)



b)



d)



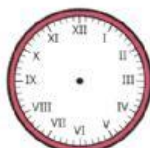
7 Draw hands to show the time on each clock.

a)



3 o'clock

c)



11 o'clock

b)



7 o'clock

d)



8 o'clock

8 Write the times shown on the clocks.

a)



b)



9 Draw hands to show the time on each clock.

a)



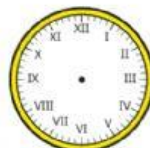
half past 10

b)



half past 4

10 Max has drawn hands on the clock to show half past 6



a) Explain the mistake that Max has made.

b) Draw hands on the second clockface to show half past 6