

**TEXT BASED QUESTIONS****Objective Answer Type Questions**

1- Select the best option.

- (i) A dupatta is a long piece of ..... cloth.
- |              |                          |                   |                          |
|--------------|--------------------------|-------------------|--------------------------|
| (a) stitched | <input type="checkbox"/> | (b) unstitched    | <input type="checkbox"/> |
| (c) woollen  | <input type="checkbox"/> | (d) None of these | <input type="checkbox"/> |
- (ii) A cloth like a dupatta can also be worn as a
- |            |                          |                  |                          |
|------------|--------------------------|------------------|--------------------------|
| (a) lungi  | <input type="checkbox"/> | (b) turban       | <input type="checkbox"/> |
| (c) chunni | <input type="checkbox"/> | (d) All of these | <input type="checkbox"/> |
- (iii) All pieces of cloth have ..... running along their length and breadth.
- |                |                          |                   |                          |
|----------------|--------------------------|-------------------|--------------------------|
| (a) threads    | <input type="checkbox"/> | (b) strings       | <input type="checkbox"/> |
| (c) embroidery | <input type="checkbox"/> | (d) None of these | <input type="checkbox"/> |
- (iv) Sajida was thinking about the ..... in her dream.
- |             |                          |                   |                          |
|-------------|--------------------------|-------------------|--------------------------|
| (a) shawl   | <input type="checkbox"/> | (b) saree         | <input type="checkbox"/> |
| (c) dupatta | <input type="checkbox"/> | (d) None of these | <input type="checkbox"/> |
- (v) What did Sajida's sister give her?
- |               |                          |                   |                          |
|---------------|--------------------------|-------------------|--------------------------|
| (a) A cloth   | <input type="checkbox"/> | (b) A chaddar     | <input type="checkbox"/> |
| (c) A dupatta | <input type="checkbox"/> | (d) None of these | <input type="checkbox"/> |

## LANGUAGE BASED QUESTIONS

2- Fill in the blanks.

- (i) Sajida's dupatta had ..... stuck on it.
- (ii) Sajida played with the dupatta after .....
- (iii) Sajida's dupatta was made up of .....
- (iv) Sajida's dupatta could also have been worn as a ..... or .....
- (v) ..... can also be woven like a cloth.

3- Explain the method of weaving together two different coloured pieces of cloth just like the example of the paper given in the textbook. To start you off, the first step has been written for you. Now write the other steps, using the first words as clues given in each step.

- (i) Take two square pieces of cloth of different colours.
- (ii) Mark .....
- (iii) Cut .....
- (iv) Place .....
- (v) Weave .....
- (vi) Paste .....

4- Circle the clothes you wear in summer with a blue colour and those in winters with red colour.





5- Fill in the blanks with the help of given words.

Jammu and Kashmir, rough, length, breadth, sack, embroidery, Turban

- (i) ..... is an unstitched garment worn on head by men in India.
- (ii) Thread work done on a cloth is called .....
- (iii) Pashmina shawl belongs to the state of .....
- (iv) In a piece of cloth, thread can be seen running along its ..... and ..... .
- (v) ..... is made of jute and has a ..... texture.

6- Arrange the following processes in correct order by putting numbers in the boxes.

(a)











(b)


☐

☐

☐

☐

☐

☐

(c)


☐

☐

☐

☐

7- Identify and write the types of printing given in the space provided.




---




---




---




---







---

This worksheet can be uploaded on any school website.



8- Match the different traditional dresses worn by the people of their respective states.

Column A	Column B
(i) 	(a) Haryana
(ii) 	(b) Tamil Nadu
(iii) 	(c) Maharashtra
(iv) 	(d) Assam
(v) 	(e) Punjab

**Think, Find and Write**

1- Observe the picture given below and answer the questions related to it.

(i) What is this man doing?

-----

-----

(ii) He is using some kind of machine. What is this machine called and what is required to run it?

-----

-----

-----

-----



2- Some clothes are given in the box below. Find out which of them are stitched and which are unstitched. Accordingly write their names in the correct column in the table given below the box.

Tehmad, Shirt, Towel, Patka, Dupatta, Kameez, Turban, Socks, Gloves, Chunni, Frock, Skirt, Lehenga, Pyjama, Handkerchief, Dhoti, Lungi, Muffler, Odhni, Saree, Shawl, Trousers, Jeans, Scarf, Tie, Turban, Bedsheet, Shorts,

Stitched	Unstitched	Stitched	Unstitched
.....	.....	.....	.....
.....	.....	.....	.....
.....	.....	.....	.....
.....	.....	.....	.....
.....	.....	.....	.....
.....	.....	.....	.....
.....	.....	.....	.....

This worksheet can be uploaded on any school website.

- 3- Match the names of Indian states in Column I with the typical dress worn by their people in Column II by drawing arrows.

Column I	Column II
(i) Maharashtra	(a) Women wear phiran and salwar
(ii) Punjab	(b) Men wear dhoti-kurta
(iii) Rajasthan	(c) Women wear salwar, kameez and dupatta
(iv) West Bengal	(d) Women wear long sarees like dhoti
(v) Jammu & Kashmir	(e) Men wear churidar pyjama, kurta with turban on head

- 4- Find out and write the names of various fabrics, natural or synthetic, used in making clothes and various furnishings used by us. Each of these fabrics give a different feel. Write them in the table given below either in the 'Natural' or 'Synthetic' groups. One fabric in each group has been written to start you off.

**Natural****Synthetic**

Silk

Nylon

.....

.....

.....

.....

.....

.....

- 5- Find the names of clothes worn in India in this word puzzle by outlining them. These names are given in the box below.

Chunni, Dhoti, Dupatta, Frock, Kameez, Lehenga, Lungi, Odhni, Patka, Pyjama, Saree, Scarf, Shawl, Skirt, Shirt, Turban, Trousers, Tie




Q	S	K	I	R	T	S	A	R	E	E
T	H	A	L	A	H	E	N	G	A	D
R	A	M	U	F	F	L	E	R	Z	H
O	W	E	N	D	R	Y	X	W	V	O
U	L	E	G	U	O	D	H	N	I	T
S	T	Z	I	P	C	H	U	N	N	I
E	T	I	E	A	K	S	C	A	R	F
R	P	P	A	T	K	A	N	M	L	K
S	H	I	R	T	K	A	N	M	L	K
S	H	I	R	T	P	Y	J	A	M	A
T	U	R	B	A	N	J	H	G	D	C

- 6- Make a paper mat using two different colour papers and paste it.



- 7- Cut a cauliflower or ladyfinger. Apply colour on the cut face and make prints on a piece of paper or cloth to make your own designs.



\*\*\*\*\*

