

SILVERSTONE BASIC SCHOOL

Theme: Celebrating Me | Sub Theme: I Look and Feel Special | Kinder2


Lesson for: Wednesday 20, 2021.

Integrated Studies:

Content: (Please to read the content to your child)

Plants are living things that can be seen in our environment, some plants are big and some plants are small.

Parents will discuss the pictures below with students then watch the video.

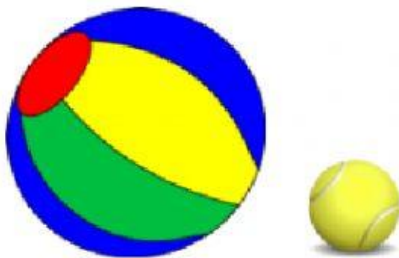


Activity 1:


BIG vs small

Look at the pictures in each box, answer the question by selecting the correct object.

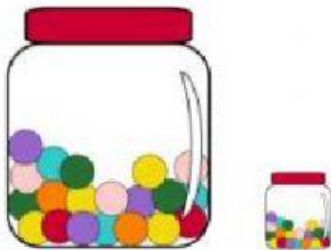
Which is bigger?



Which is smaller?




Which is smaller?



Which is bigger?



Which is smaller?



Which is bigger?



Numeracy:

Content: (Please to read the content to your child).

The numeral 6 is the sixth numeral when we are counting eg 1, 2, 3, 4, 5 6; it come after numeral 5 and before numeral 7. The word is spell S I X. We can put things in groups of six.



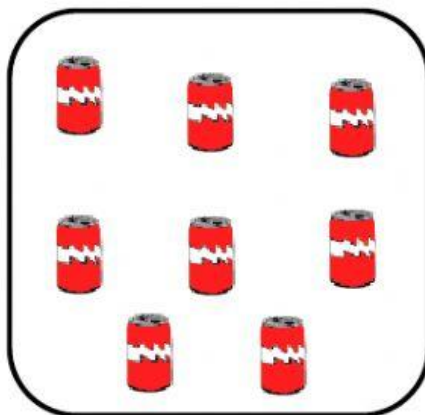

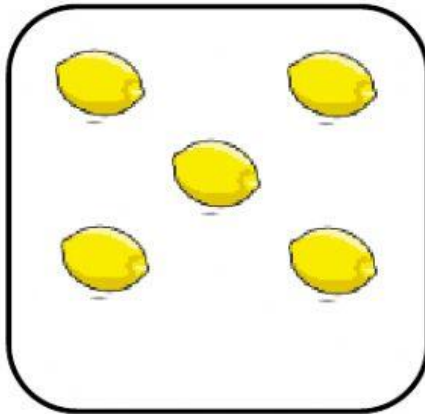


Student will watch video with numeral 6



Activity 2:

Count the number of objects in each box, then select the boxes with 6 objects.




Literacy:

Content: (Please to read the content to your child)

The letter 'Nn' produces the /nnnnnn/ sound. The /nnnnnn/ can be heard at the beginning of words such as nose, night, nest and nail.

LEARNING TO WRITE THE LETTER N



A large uppercase 'N' and a smaller lowercase 'n' are shown on a three-line grid. The top line is blue, the middle line is dashed blue, and the bottom line is red. The 'N' starts at the top line, goes down to the bottom line, then diagonally up to the middle line, and finally down to the bottom line. The 'n' starts at the middle dashed line, goes down to the bottom line, and then curves back up to the middle dashed line. There are four horizontal dashed blue lines: one above the 'N', one between the 'N' and 'n', one below the 'n', and one to the right of the 'n'.




A large, empty rounded rectangle with an orange border, intended for handwriting practice.

Activity 3:

The Letter Nn


Find and select all the Letter N's from the scramble below.

R	W	h	M	k	N
e					G
y					n
N					L
U					h
T	f	n	q	n	D


Shape:

Content: (Please to read the content to your child)

A Pentagon is a shape that has 5 sides. The Pentagon has 5 straight sides.



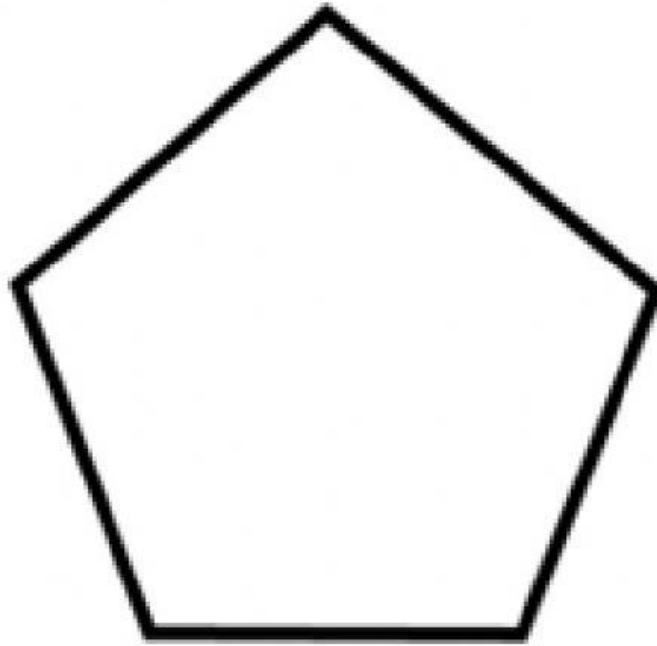
PENTAGON



Activity 4:

Identifying the Pentagon!

This is a Pentagon



Now find all the shapes that are Pentagon

