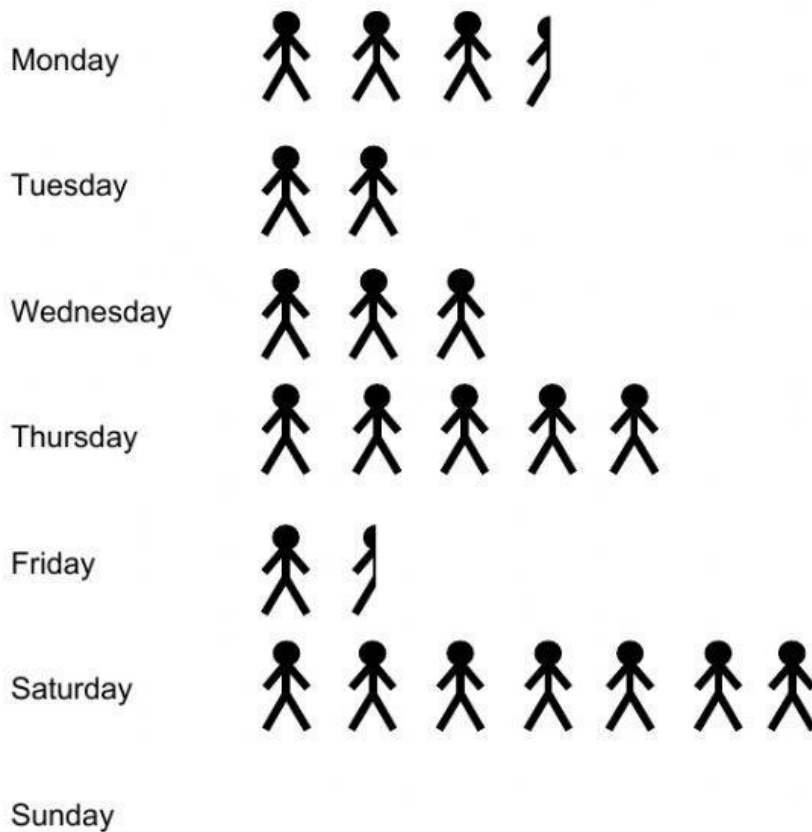






Extracting information from pictograms

Pictogram showing how many people visited a local library on different days of a week



Key

 = 10 people

 = 5 people

Questions

1. How many people visited on Thursday?
2. On which day did most people visit?
3. How many people visited on Friday?
4. What is the difference between the number of visitors on Tuesday and Wednesday?
5. How many people visited the library altogether in the week shown?