
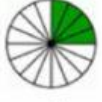







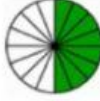





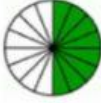


Name:

Date:

Directions: Cut and match the equivalent fractions.

 $\frac{1}{4}$			 $\frac{4}{16}$	
 $\frac{4}{8}$			 $\frac{1}{2}$	
 $\frac{2}{16}$			 $\frac{3}{6}$	
 $\frac{3}{6}$			 $\frac{3}{4}$	

 $\frac{2}{4}$	 $\frac{8}{16}$	 $\frac{1}{2}$	 $\frac{2}{8}$
 $\frac{1}{8}$	 $\frac{2}{8}$	 $\frac{12}{16}$	 $\frac{8}{16}$

Worksheet Created by Ms. Clesca
 Pictures from k5 Learning