Revision part 2

1- Completar las palabras con las letras que le faltan

1 pl_a_y ba_s_ketball 2 vi__it fa__ily 3 t__ke p__otos

4 r__ad co__ics 5 d__ gym__astics

2- Lee las oraciones y selecciona la opción correcta

2 Read and circle.

likes = ☺ doesn't like = ☹

1 Amy (likes) / doesn't like cooking. ☺

2 Paul likes / **doesn't like** shopping. ☹

3 Mum and Dad **like** / **don't like** painting. ☹

4 They **like** / **don't like** playing chess. ☺

3- Escribe : like, likes , don't like o doesn't like teniendo en cuenta el cuadro

	play the piano	fish	play volleyball	skateboard	play the guitar
Bob	✘	✔	✔	✘	✔
Emma	✔	✘	✘	✘	✔

1 Bob _likes_ fishing.

2 Emma _____ playing volleyball.

3 Bob and Emma _____ playing the guitar.

4 Bob _____ playing volleyball.

5 Emma and Bob _____ skateboarding.

4- Mira la imagen y selecciona la opción correcta

5- Ordenar las letras para formar la palabra correcta, luego poner en el cuadradito la letra que corresponda

1 tickress stickers [c]
2 adgbes _____ [ ]
3 starcdops _____ [ ]
4 scimco _____ [ ]
5 lesshl _____ [ ]
6 restops _____ [ ]



6- Leer la oración y poner la letra que corresponda a la imagen.

1 This is my garden. [b]
2 She likes painting. [ ]
3 I've got two posters. [ ]
4 I like reading comics. [ ]
5 I do gymnastics. [ ]
6 He's playing the guitar. [ ]



7- Poner el verbo con ING al final

1
Carla likes playing (play) the piano.

2

They love _____ (shop).

3
Ian hates _____ (write) emails.

4
I don't like _____ (cook).

8- Escribe el nombre del animal en el cuadro correcto

monkey lizard
crocodile
~~zebra~~ camel
flamingo
kangaroo penguin