Name _____ Date _____

Classifying Angles

Right Angle	Acute Angle	Obtuse Angle	Straight Angle
Measures exactly 90 Looks like a perfect L-shape Has square at vertex	Measures 1 to 89 Looks open narrower than a right angle Forms small V shape	Measures 91 to 180 Looks open wider than a right angle Forms large V shape	Measures exactly 180 Looks like straight line Forms a straight line
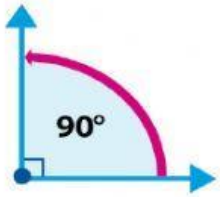		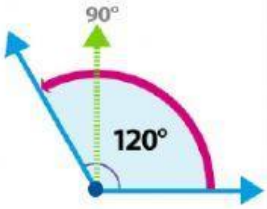	

Review the information in the chart above then use it to answer the questions.

1) Bill is an architect who is designing a house. He wants to be sure his floors form a straight line of exactly 180 degrees. He should use a _____ angle.

2) Leah draws an angle that measures 32 degrees for her art project. It is an _____ angle.

3) When Tomas broke his arm, the doctor said he needed a cast to hold his arm at a 100 degree angle. This is an _____ angle.

4) When building walls, it is important that the angle of his walls and floors be perfectly square at 90 degrees. This is called a _____ angle.

5)The angle below is obtuse. True _____ False _____

6) The angle below is acute. True _____ False _____

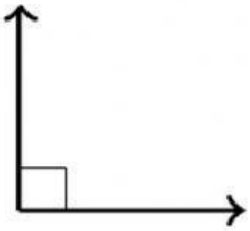

7)The angle below is obtuse. True _____ False _____

8) The angle below is acute. True _____ False _____

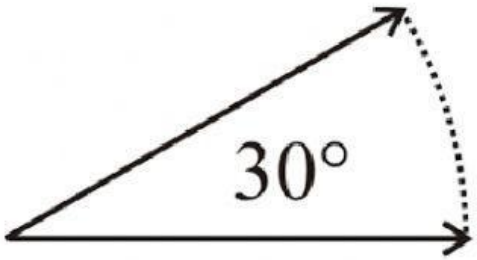

9) The angle below is a straight angle. True _____ False _____

10) The tool that is used to measure angles is called a:

a) protector
b) protractor
c) protasker

11) What is the angle measure?

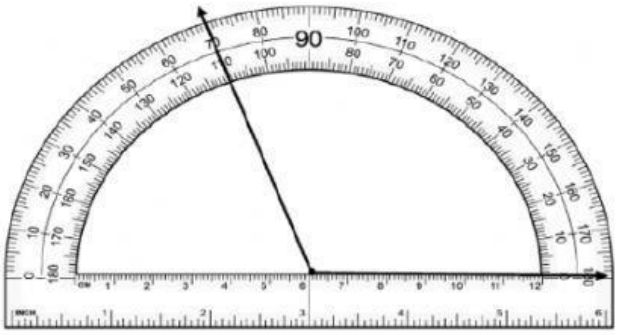

12) What is the angle measure?

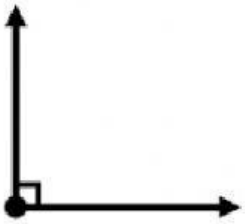

13) What is the angle measure?

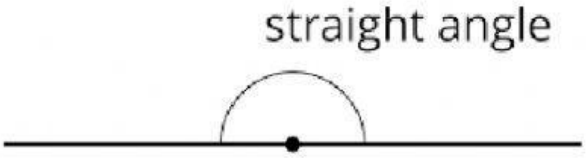
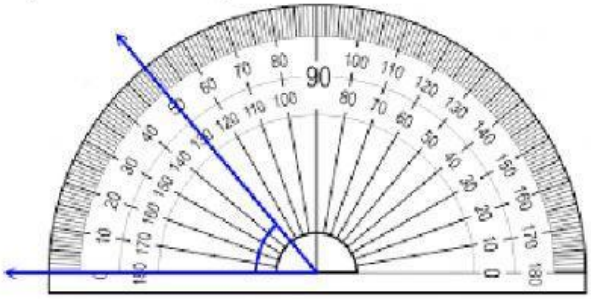
14) What is the angle measure?