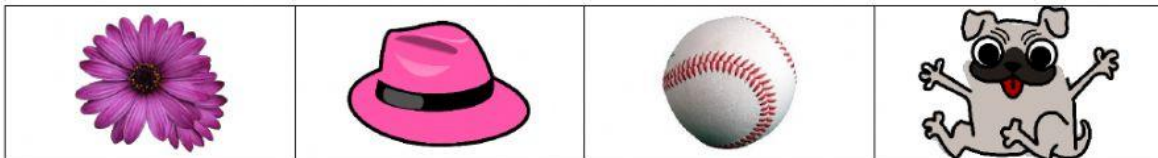








Thelma Gibson Primary
First Grade Christmas Term 2020
Concept of Numbers Examination

A. Put the pictures in the correct position. (1pt. each)





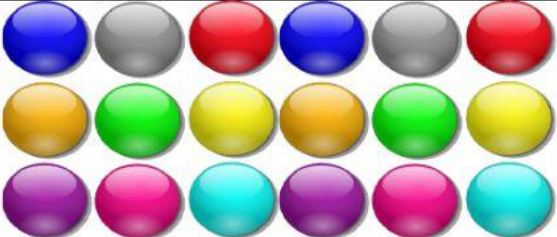
1. Put the flower in the circle.
2. Put the hat **between** circle and the square.
3. Put the ball **under** the circle.
4. Put the dog on **top** the square.


















B. Select the number that is called. (1pt. each)


 fifteen	5	15	3
 nine	9	1	19
 twelve	11	7	12
 two	2	4	13
 eighteen	8	18	6

C. Count the pictures. Type the amount. (1pt. each)

D. Select the shape that is called. (1pt. each)

 triangle		
 oval		
 square		
 Rectangular prism		
 cylinder		



E. Look at the position of the kids. Then drag their name on the correct blank. (1pt. each)

1st _____

2nd _____

3rd _____

4th _____

5th _____

F. Count the paperclips. Type how many. (1pt. each)

<input type="text"/> clips	<input type="text"/> clips	<input type="text"/> clips