KEMAHIRAN PEMULIHAN : DARAB

BAHAGIAN 3

SILA LIHAT VIDEO DI BAWAH DAN JAWAB SOALAN DALAM HELAIAN SETERUSNYA.

A. Tuliskan ayat matematik darab.

Contoh:



$4 \times 3 = 12$

1.

2.

3.

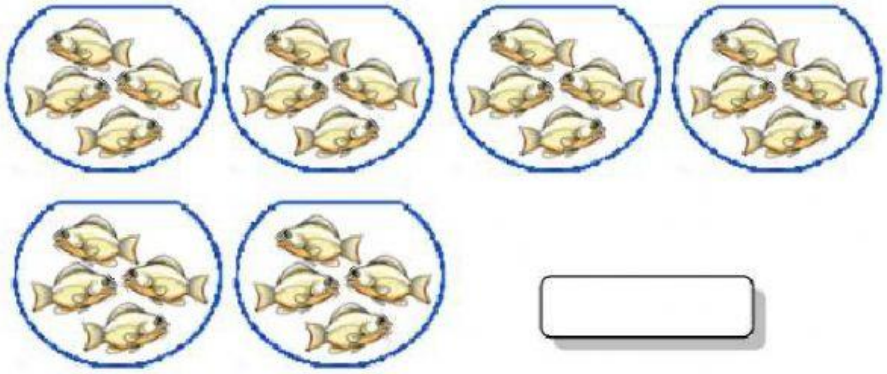

B. Warnakan kotak yang mengandungi ayat matematik yang betul.

Contoh:

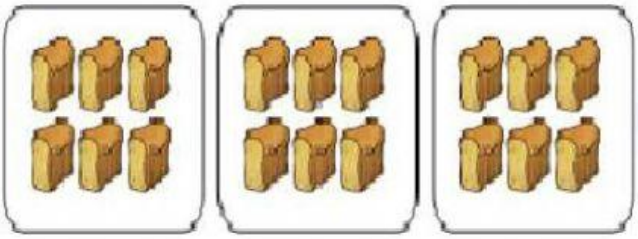

3 × 6 = 18
4 × 6 = 24
2 × 6 = 12

1.



5 × 6 = 30
6 × 6 = 36
2 × 6 = 12

2.

5 × 6 = 30
7 × 6 = 42
4 × 6 = 24

C. Tuliskan ayat matematik bagi gambar rajah di bawah.

Contoh:

2 × 7 = 14

1.

☐ × ☐ = ☐

2.

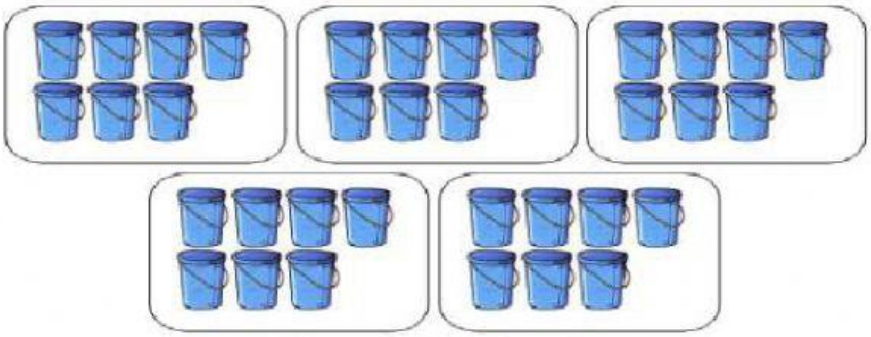

☐ × ☐ = ☐

D. Tuliskan ayat matematik bagi gambar rajah di bawah.

Contoh:

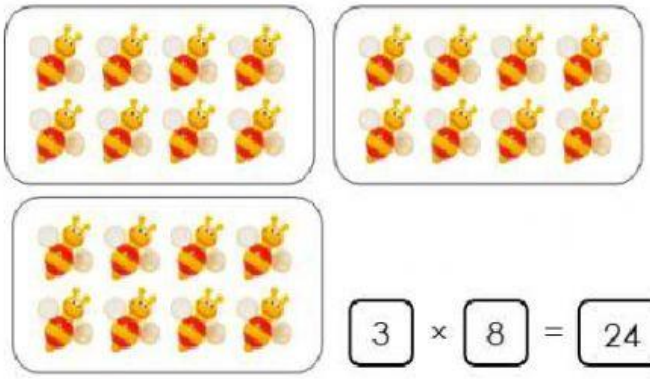

3 × 8 = 24

1.



☐ × ☐ = ☐

2.



☐ × ☐ = ☐

E. Tuliskan ayat matematik bagi gambar rajah di bawah.

Contoh:



$2 \times 9 = 18$

1.

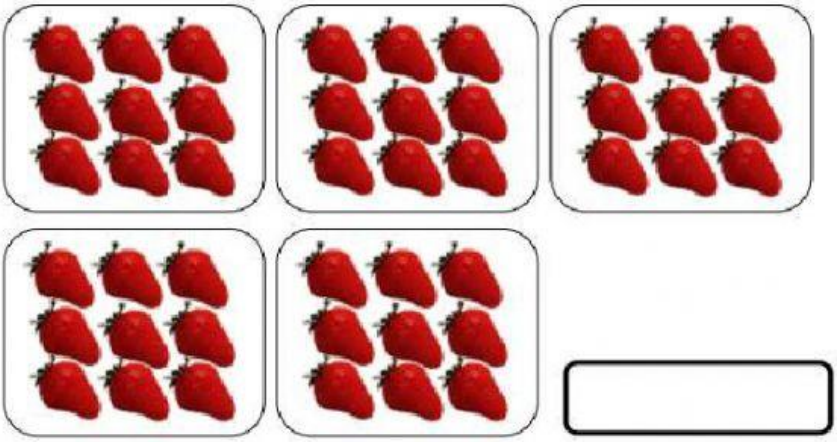

2.

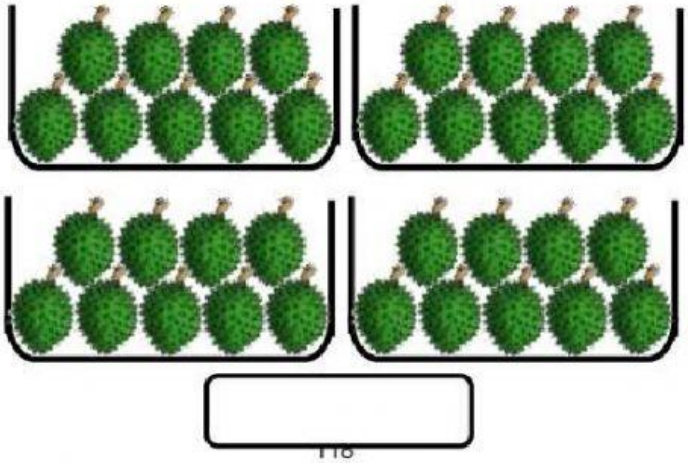

F. Tuliskan ayat matematik bagi gambar rajah di bawah.

Contoh:

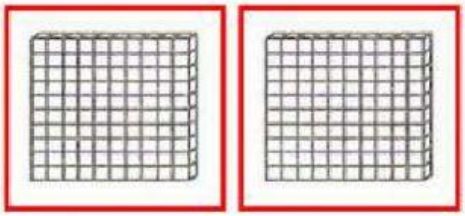

2 × 100 = 200

1.



2.

3.