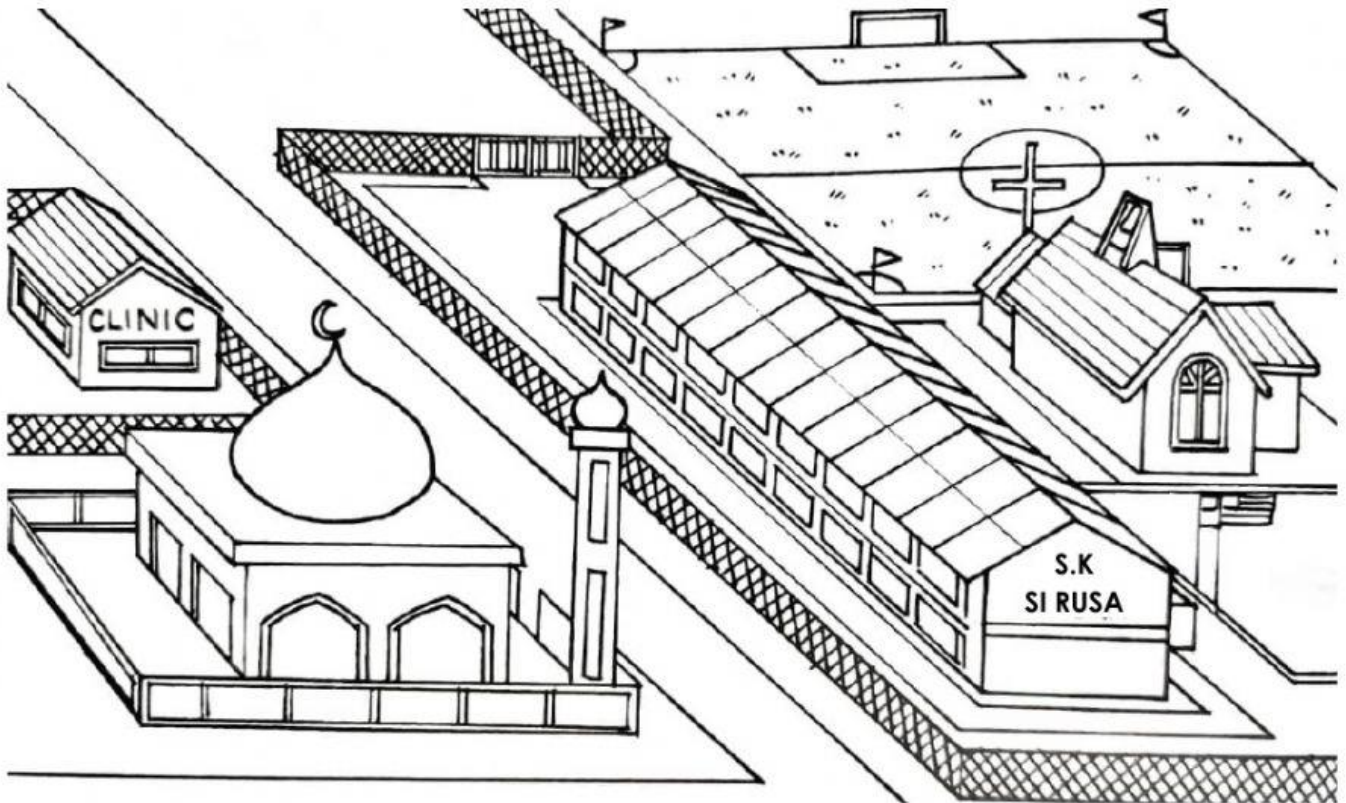


## LOCATIAN And DIRECTIONS

### EXERCISE 1

Look at the picture. Then, fill in the blanks correctly.



beside

opposite

near

next to

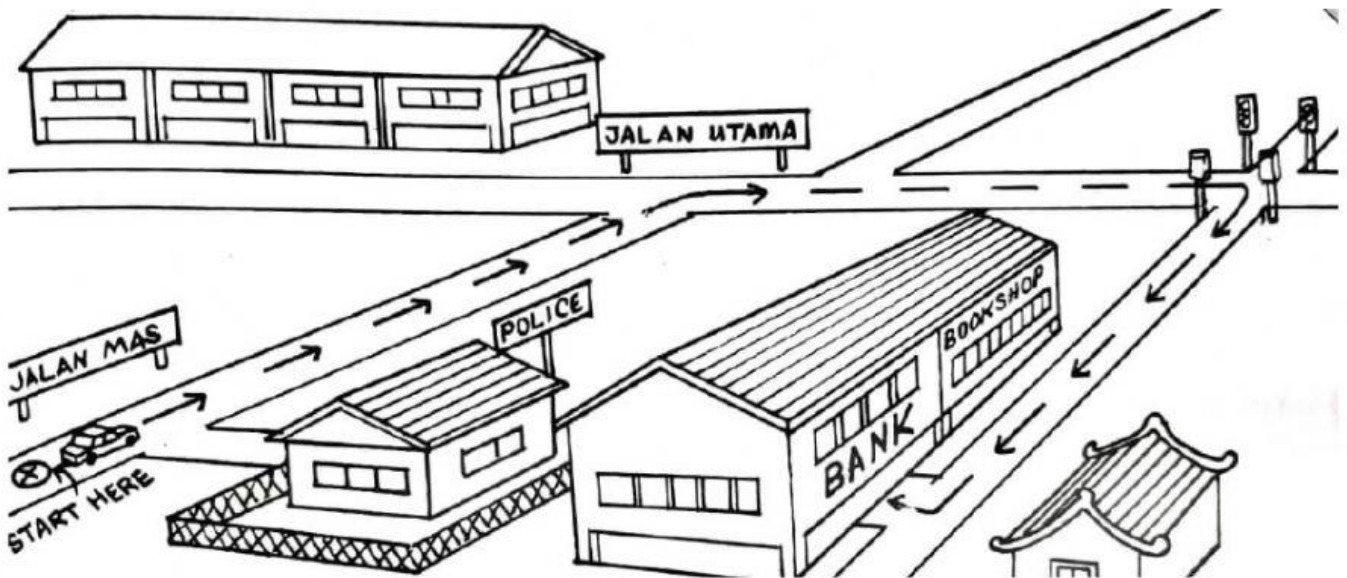
behind

Abby studies at Sekolah Kebangsaan Si Rusa, Port Dickson. Her school is (1)\_\_\_\_\_a mosque. (2)\_\_\_\_\_ the mosque is a clinic. The teachers take pupils who are sick to the clinic because it is (3)\_\_\_\_\_the school. The pupils play football in a field which is (4)\_\_\_\_\_ a church. The church is (5)\_\_\_\_\_the school. Abby and her family go to the church on Sundays.

## LOCATIONIAN And DIRECTIONS

### EXERCISE 2

The plan below shows Mrs Tan's route to the bank. Use the words given to complete the passage below.



opposite	At	straight	right	after
----------	----	----------	-------	-------

Mrs Tan drives along Jalan Mas. She turns right

(1)\_\_\_\_\_ the police station. She drives

(2)\_\_\_\_\_ along Jalan Utama.

(3)\_\_\_\_\_ the traffic lights, she turns right.


She passes a bookshop on her (4)\_\_\_\_\_.

The bank is (5)\_\_\_\_\_ a Chinese temple.

## LOCATIAN And DIRECTIONS

### EXERCISE 3

Look at the picture. Then, complete the dialogue with the phrases given.



- next to the bank
- Thank you
- the way to the post office
- this row of shops
- at the traffic lights
- You're welcome

Adila :Excuse me. Could you tell me (1) \_\_\_\_\_?

Mazlan :Walk down (2) \_\_\_\_\_.  
Turn left (3) \_\_\_\_\_. The  
post office is (4) \_\_\_\_\_.

Adila : (5) \_\_\_\_\_.

Mazlan : (6) \_\_\_\_\_.