
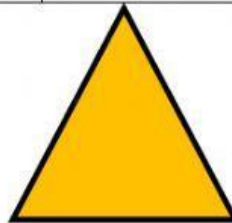



**Math Grade 1****2D Shapes**

1. Drag the shapes (Square, Rectangle, Triangle, and Circle) then identify its sides and corners.

Shape	Name	Number of sides	Number of corners
	Rectangle		
	Square		



	Circle		
	Triangle		



**ICM**

INSAN  
CENDEKIA  
MADANI

2. What shape that has number of sides and corners the most?

a. Circle

b. Rectangle

c. Triangle

3. How is the rectangle different to the square?

a. The rectangle has 3 sides while the square has 4 sides

b. The rectangle has its opposite sides equal while the square has all its side equal

c. The rectangle has 4 sides while the square has no side.

How did you do your worksheet?

(write A, B, or C)



**A.** I did the worksheet  
by myself



**B.** I did with a little help



**C.** I did with a lot of help