NAME

LAST NAME

GRADE AND SECTION

English: Level A2

WEEK 24

Let's Stop Violence Against Women and Girls*

Activity 1 **Speak up**

LET'S SELF-ASSESS

La violencia contra las mujeres y niñas es un problema que afecta al mundo entero. ¿Qué entendemos por violencia contra las mujeres y niñas? ¿Qué tipos de violencia existen? ¿Qué consecuencias tiene? ¿Cómo afecta a nuestro país? ¿Cómo puedo generar conciencia sobre la violencia contra las mujeres y niñas? ¿Puedo comunicar en inglés información relevante sobre la violencia contra las mujeres y niñas para generar conciencia en personas de diferentes partes del mundo?

Expresa cuánto sabes en inglés con las frases en la parte superior de la tabla. Marca con una "X" donde creas conveniente. Aquí, no hay respuestas correctas. Solo responde con honestidad.

Can I do it?	Not at all	Somewhat	Well	Very well
1. Can I identify key information in an infographic?				
2. Can I match phrases with pictures that best represent the message?				
3. Can I organise my ideas and create an infographic?				
4. Can I express an idea or message in a simple text?				

LEAD IN

Match the pictures, with the correct description and type of violence.

i. Your partner hits you or pushes you.
ii. Your partner controls you and humiliates you.
iii. Your partner forces you to have sex.

1 **Sexual violence:**
Picture____with description____.

2 **Psychological violence:**
Picture____with description____.

3 **Physical violence:**
Picture____with description____.

LISTEN AND READ

Listen to and **read** the infographics about violence against women and girls

INFOGRAPHIC 1

INFOGRAPHIC

LET'S UNDERSTAND!

UNDERSTAND - EXERCISE 1:

Choose the correct option to complete the sentences about the infographics. Follow the example.

Example: My relationship is healthy if,_____.

a. I have time to spend with my friends and family

b. my partner controls me

c. we talk to find a solution to our problems

d. Options a. and c.

According to Infographic 1:

1. Trying to control what your partners does is _____.
   - **a.** violence
   - **b.** psychological violence
   - **c.** emotional violence
   - **d.** Options a. and b.

2. The types of violence against women and girls are:_____.
   - **a.** physical and psychological
   - **b.** physical, sexual and emotional
   - **c.** psychological, physical and sexual violence
   - **d.** options a. and c.

3. If I spend quality time with my family, _____.
   - **a.** my relationship is unhealthy
   - **b.** my partner loves me
   - **c.** that is a sign of a healthy relationship
   - **d.** Options b. and c.

4. You should call 100 if_____.
   - **a.** my partner doesn't love me
   - **b.** I am a victim of violence.
   - **c.** I know a victim of violence
   - **d.** options b. and c.

5. About 34% of women _____.
   - **a.** are victims of their partners
   - **b.** have experienced unhealthy relationships
   - **c.** are victims of physical or sexual violence
   - **d.** suffer consequences from violence

6. Some consequences of violence against women and girls are:_____.
   - **a.** addictions to drugs and depression
   - **b.** unwanted pregnancy
   - **c.** physical injuries
   - **d.** options a., b. and c.

LET'S PRACTISE!

PRACTISE - EXERCISE 1:

Label the parts of the infographic[3]. You can use the words from the box more than once. Follow the example.

STATISTICS – PICTURE – MESSAGE – RELIABLE INFORMATION – EXAMPLES

Example: PICTURE

1. _____

2. _____

3. _____

4. _____

5. _____

6. _____

PRACTISE - EXERCISE 2:

Match each sentence with the graphic. Follow the example.

RELIABLE INFORMATION PICTURES

Example: 35% women experience physical or sexual violence. ___A___

1. Violence has serious consequences for women's mental health. _____
2. Many victims of violence don't speak up or ask for help. _____
3. Another consequence of violence is addiction to alcohol or drugs. _____
4. A sign of a healthy relationship is respect for each other's decisions. _____
5. 1 in every 3 women experience physical or sexual violence from a partner. _____

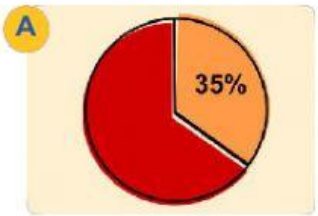

LISTENING COMPREHENSION

PRACTISE – EXERCISE 3

Listen to a presentation from the United Nations about violence. Circle the three pictures that shows information you heard in the presentation. You will listen to the presentation twice.

Pictures:

A

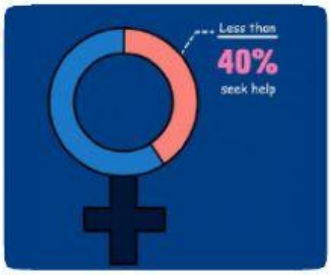

B

C

D

E



Ahora, reflexionemos:

¿Cuánto has aprendido esta semana? ¿Escuchaste el audio del recurso? ¿Revisaste si tus respuestas coinciden con la clave de respuestas? ¿Qué te comentaron sobre la infografía en inglés que creaste? ¿Qué opinas tú? Dale un visto bueno a una de las cuatro opciones. Selecciona la opción que mejor exprese lo que puedes hacer ahora que culminaste las dos actividades de la semana.

Can I do it?	Not at all	Somewhat	Well	Very well
1. Can I identify key information in an infographic?				
2. Can I match phrases with pictures that best represent the message?				
3. Can I organise my ideas and create an infographic?				
4. Can I express an idea or message in a simple text?				