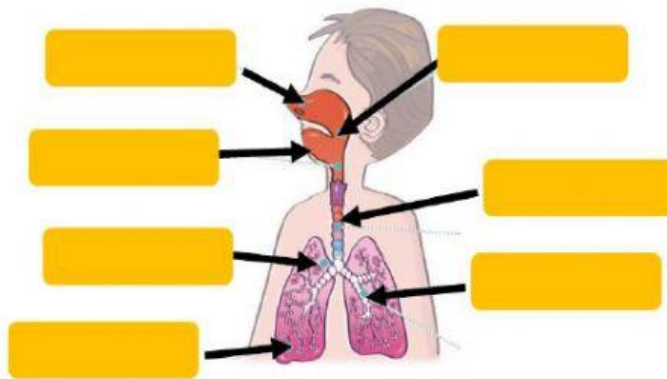


NUTRITION (REVISION)

NAME: _____

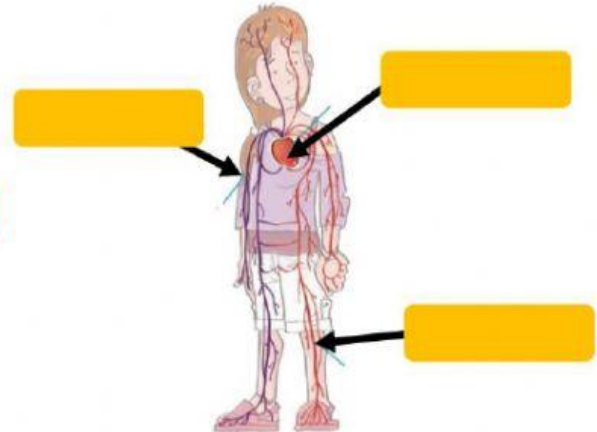
1. Label the diagrams and write the names of the systems.

Mouth	Alveoli	Pharynx	Bronchi
Lungs	Nose	Windpipe	



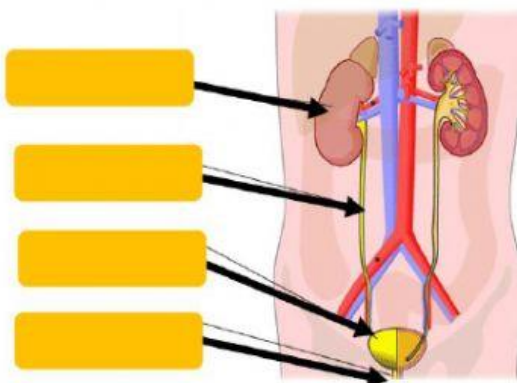
This is the _____ system

Arteries	Heart	Veins
----------	-------	-------



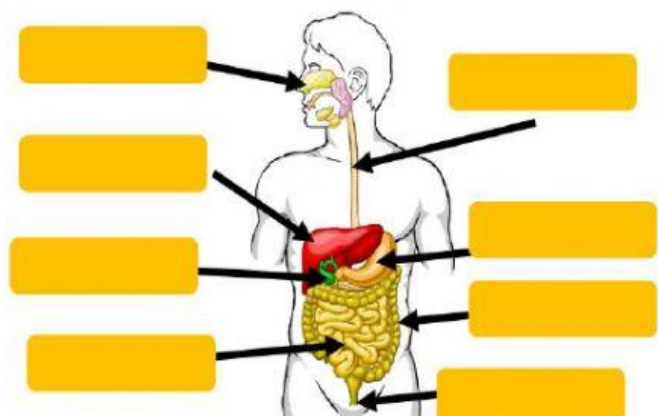
This is the _____ system

Bladder	Urethra	Ureters	Kidney
---------	---------	---------	--------



This is the _____ system

Small intestine	Large intestine	Mouth	Oesophagus
Stomach	Anus	Liver	Pancreas



This is the _____ system

2. THE RESPIRATORY SYSTEM. Choose the correct option.

We breathe in and out through the _____.

The air goes through the _____ from the nose to the lungs.

The trachea divides into two _____, which go into the _____.

The _____ are big sacks. They are the main organs of the respiratory system.

The lungs are made up of _____. They are tiny air sacks where _____ and _____ are exchanged.

3. THE DIGESTIVE AND EXCRETORY SYSTEM. Choose the right option.

MOUTH URETHRA KIDNEYS LARGE INTESTINE

STOMACH URETERS

It is the part where the food is introduced.

Here, gastric juices make the food into a thick liquid.

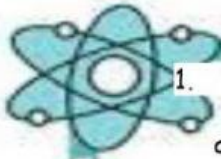
The urine leaves the body through this tube.

The waste passes through it.

The urine goes down these tubes to the bladder.

When the blood goes through here, excess water and waste products are dropped off and made into urine.

4. THE CIRCULATORY SYSTEM

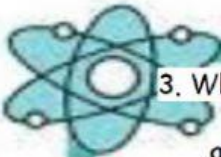


1. What are the principal parts of the Circulatory System?

- a) Veins, bladder and vessels.
- b) Ventricles, arteries and esophagus.
- c) Arteries, veins and capillaries.

2. What is the function of the ARTERIES?

- a) Return blood to the heart.
- b) Carry blood away from the heart.
- c) Exchange food, oxygen and waste.


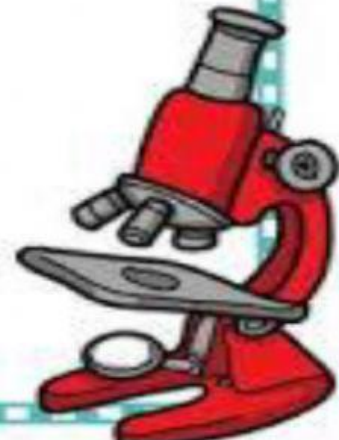


3. What is the function of the VEINS?

- a) Return blood to the heart.
- b) Carry blood away from the heart.
- c) Exchange food, oxygen and waste.

4. What is the function of the CAPILLARIES?

- a) Return blood to the heart.
- b) Carry blood away from the heart.
- c) Exchange food, oxygen and waste.



16. Complete the Circulatory System parts:

veins

arteries

capillaries

