

A: Read the words about family.

# FAMILY TREE

```
graph TD; FB[Frank Brown] --- MB[Mary Brown]; FB -.-> G[grandmother]; FB -.-> JW[Jack White]; MB -.-> NB[Nancy White]; MB -.-> JB[John Brown]; JW -.-> TW[Tom White]; JW -.-> JW2[Jane White]; NB -.-> LW[Lilly White]; JB -.-> SB[Sue Brown]; JB -.-> JB2[Joe Brown]; JB2 -.-> Me[Me]; TW -.-> C[cousin]; JW2 -.-> C; LW -.-> C; SB -.-> S[sister]; JB2 -.-> S;
```

Frank Brown Mary Brown

Jack White Nancy White John Brown Ann Brown

Tom White Jane White Lilly White Sue Brown Joe Brown

grandmother

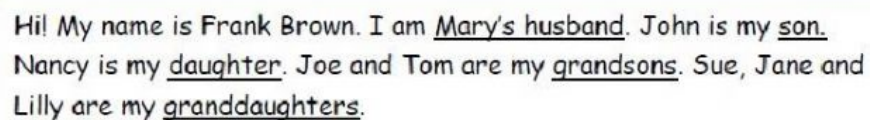
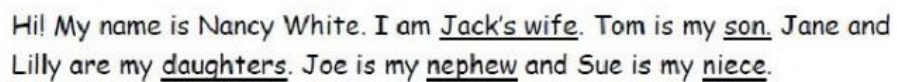
uncle


father

cousin

sister

Me



**B: How to use possessive apostrophe. ('s)**

Who is Frank Brown?

He is Mary Brown's husband.

Who is Mary Brown's husband?

Frank is Mary Brown's husband.**C: Answer the questions using the picture in part A.**Example: Who is Frank Brown's son? John is Frank Brown's son.

1. Who is Frank Brown's daughter? \_\_\_\_\_
2. Who is Sue Brown's mother? \_\_\_\_\_
3. Who is Jane White's father? \_\_\_\_\_
4. Who is Joe Brown's uncle? \_\_\_\_\_
5. Who is Tom White's aunt? \_\_\_\_\_
6. Who is John Brown? (son) He is Frank Brown's son.
7. Who is Ann Brown? (mother) She is Sue and Joe's mother.
8. Who is Joe Brown? (nephew) \_\_\_\_\_
9. Who is Mary Brown (grandmother) \_\_\_\_\_
10. Who is Lilly White? (daughter) \_\_\_\_\_

**D: Choose True and False from the family tree.**

- |  |   |   |
|--|---|---|
| 1. Frank Brown is Ann Brown's father.          | T | F |
| 2. Jane White is John Brown's niece.           | T | F |
| 3. Joe Brown is Nancy White's nephew.          | T | F |
| 4. Mary Brown is Jack White's mother.          | T | F |
| 5. Lilly White is Frank Brown's granddaughter. | T | F |

Galatians 6:9 Let us not become weary in doing good, for at the proper time we will reap a harvest if we do not give up.