JARINGAN HEWAN

Nama Lengkap :

Kelas :

Silakan kerjakan latihan-latihan soal berikut secara mandiri

1. Silakan tarik gambar dan keterangan letak dari jaringan epitel pada kolom sesuai keterangan nama dan fungsinya.

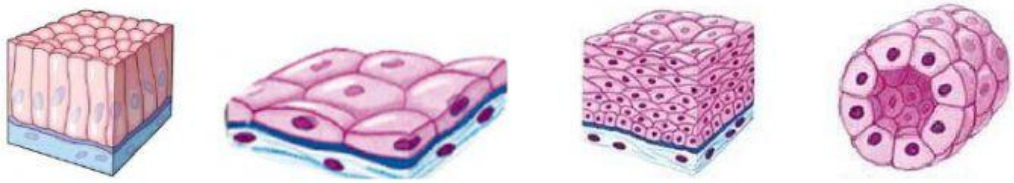

Kulit | Kelenjar ludah | Alveolus paru-paru | Lambung

No.	Jenis Jaringan	Letak	fungsi	Gambar
1	Epitel pipih selapis		Terkait dengan proses difusi dan filtrasi atau penyaringan	
2	Epitel pipih berlapis		Terkait dengan proteksi atau perlindung	
3	Epitel kubus selapis		Pelindung atau proteksi, absorb dan penghasil mucus	

4	Epitel silindris selapis			

2. Tarik garis sesuai dengan pasangannya

a.

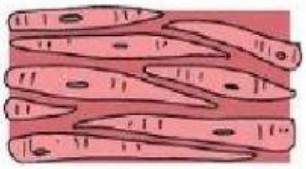

b.

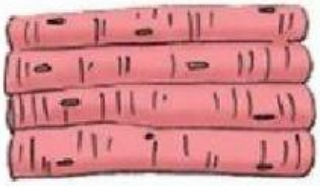
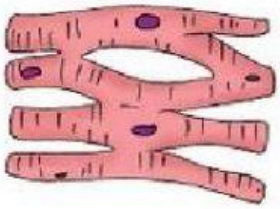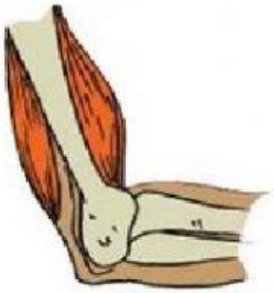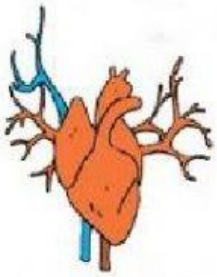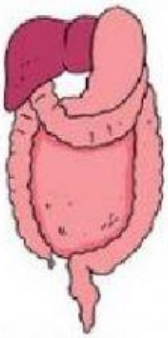
c.