





Name \_\_\_\_\_

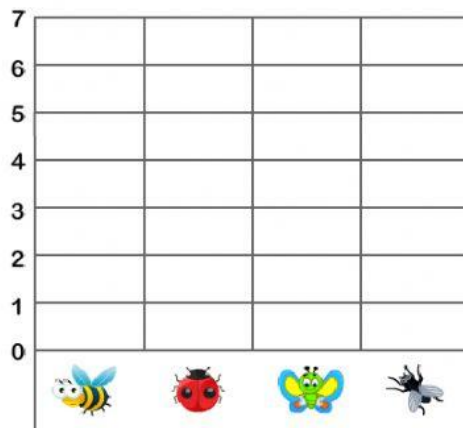
Mathematics

Tally Marks

The children in the first grade went on a nature walk. The tally chart below tells what the students saw. Look at the tally chart. Write how many tally marks.

Insects Seen on Walk	Tally Mark	Total
 BEE		
 LADY BUG		
 BUTTERFLY		3
 FLY	<del>    </del>	

Use the information in the tally chart to complete the graph below.  
Drag the colored rectangles from below to complete the graph




Use the graph to answer the questions

- Which insect below the children did not see?



- Which insect did the students see the most of? \_\_\_\_\_

- Which insect did the students see the least of? \_\_\_\_\_



1. Which month is the calendar showing? \_\_\_\_\_

2. What is the date of the third Monday? 9<sup>th</sup> 16<sup>th</sup>

3. What is the date of the 2<sup>nd</sup> Tuesday? 10<sup>th</sup> 11<sup>th</sup>

4. What is the date of the fourth Wednesday? 24<sup>th</sup> 25<sup>th</sup>

5. What is the date of the 5<sup>th</sup> Sunday? 22<sup>nd</sup> 29<sup>th</sup>

6. What is the date of the first Saturday ? \_\_\_\_\_

7. How many Sundays are in this month?

four                  five

8. Which month comes after November?

October                  December