






Yr Level: <small>Grade</small>	Subject: ICT	Unit:	1 of 12
Name:		Date:	

Review: Computer Parts and Their Functions



Activity 1: I match each computer part with its correct name.

Printer

Mouse

Monitor

Speakers

Keyboard

Note: A red line connects the mouse image in the left box to the 'Mouse' text in the right box.



Activity 2: I match each computer part with its function.



Play sound

Shows text and images

Is used to type

Prints text and images
on paper

Is used to click and drag



Activity 3: I complete the name of each computer part.



M _ n _ t _ r



P _ i _ t _ r



K _ y _ o _ r _



M _ u _ e