

ENGLISH

UNIT 1 - LET'S EAT!

Remember!



a few



some



a lot of



a little



some



a lot of

1 The children are making soup. Look and complete the questions.

1




What does she
need to do?

2



What he
 to do?

3



What they
 do?

4



What
 do?

5




 ?

6



 ?

2 Write *much* or *many*. Look and write the answers.



✓ = a few / a little
✓✓ = some
✓✓✓ = a lot of

1 How much cream does Jim need?

He needs a little cream.

2 How flour does Sue need?

3 How olives do Ben and Jill need?













4 How biscuits does Sue need?

5 How butter do Ben and Jill need?

6 How onions does Jim need?







1 Look and write the names of the foods.

flour oil nuts biscuits chocolate chips sugar
salt raisins jam ~~butter~~ coconut cream

1  <u>butter</u>	2  <input type="text"/>	3  <input type="text"/>	4  <input type="text"/>
5  <input type="text"/>	6  <input type="text"/>	7  <input type="text"/>	8  <input type="text"/>
9  <input type="text"/>	10  <input type="text"/>	11  <input type="text"/>	12  <input type="text"/>

2 Look at the pictures and complete the sentences.

heat stir chop mix ~~pour~~ add

1  She <u>needs to pour</u> the water into the pan.	2  He <input type="text"/> the water.	3  She <input type="text"/> the ingredients.
4  He <input type="text"/> the soup.	5  They <input type="text"/> the onions to the soup.	6  She <input type="text"/> the carrots.