Last Name: _____ **First name:** _____ **Period:** _____

Part I

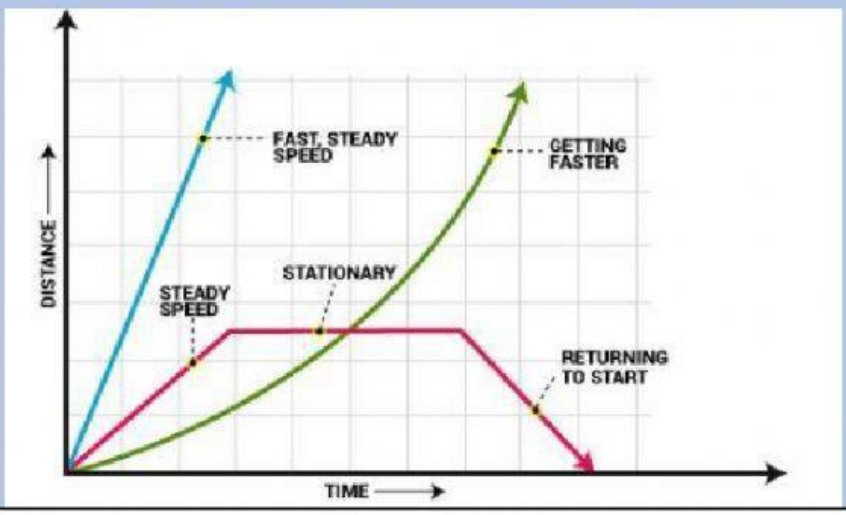

Use the chart to label the below chart

Use upper case as seen on the above chart

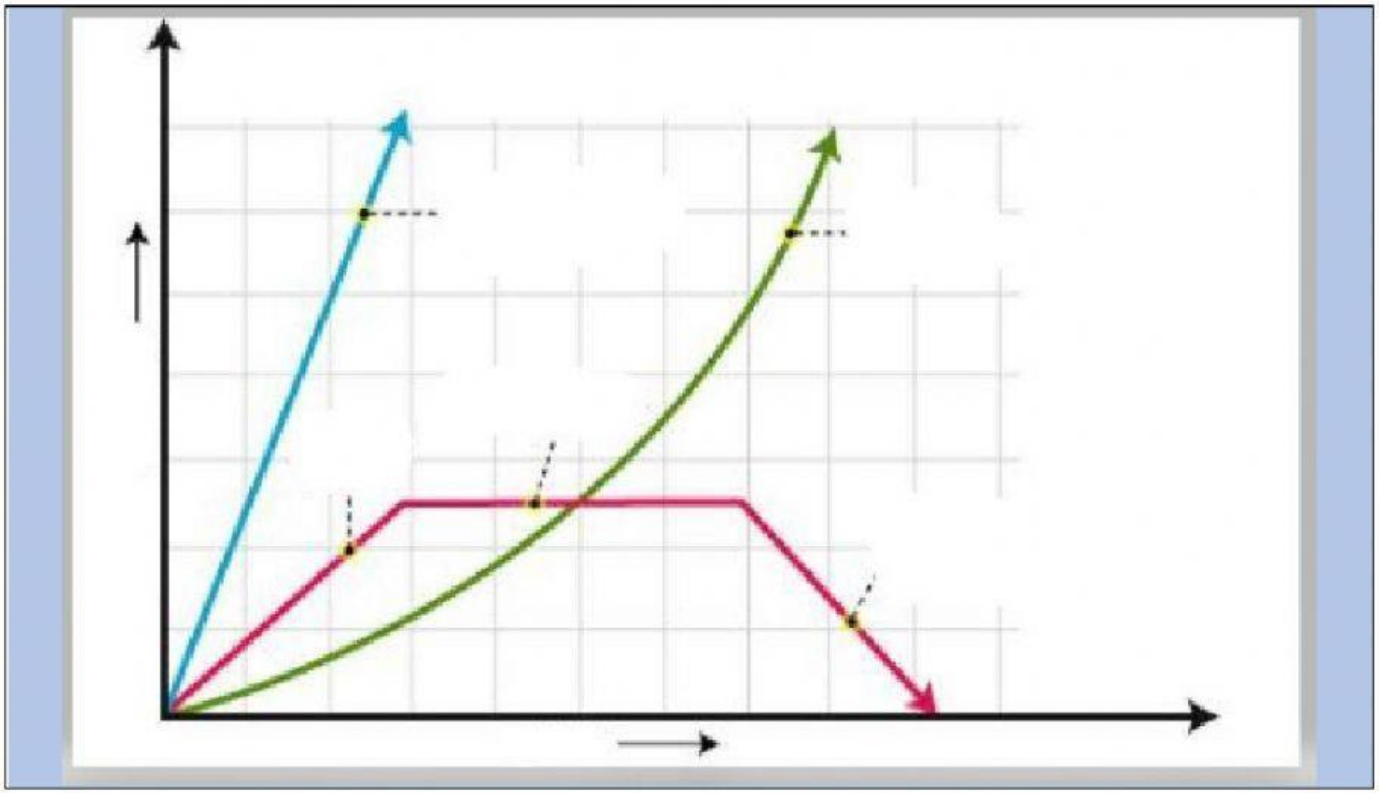

_____

Part II

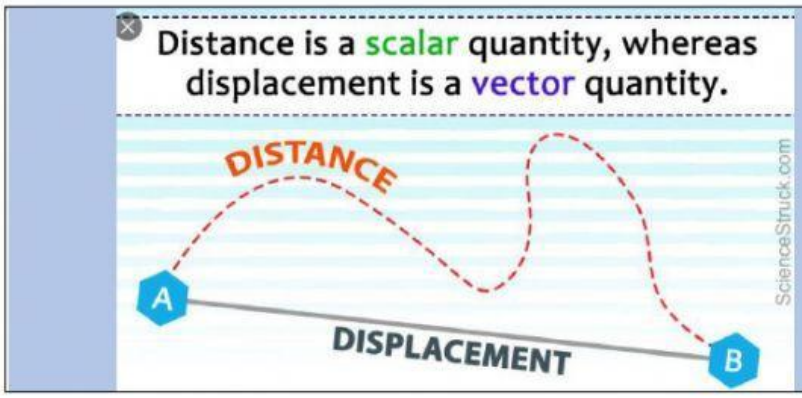

Scalar quantity has only magnitude, not quantity (ex: 3 meters, 50 kilometers, 5 miles...).
Vector quantity has both magnitude and direction (ex: 4 meters North, 8 Kilometers South

Use the above chart to complete the sentences and label the chart

1. **DISTANCE** is a _____quantity.
2. **DISPLACEMENT** is a _____quantity.

3. **Scalar quantity** has only _____, not quantity (ex: 3 meters, 50 kilometers, 5 miles...).
4. **Vector quantity** has both _____ and _____(ex: 4 meters North, 8 Kilometers South.

5. Label the diagram (use upper case letters)

DISTANCE	DISPLACEMENT

Label the chart



Part III

Graphs of Motion

(Distance vs Time) (Speed = $\frac{Distance}{Time}$)

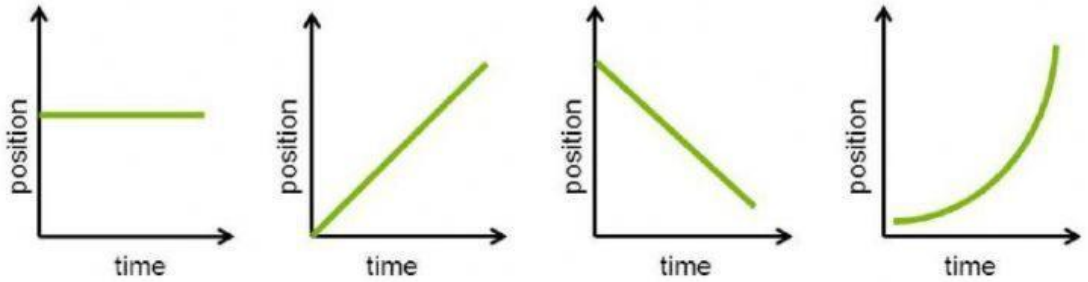

Slope is zero ∴velocity is zero (object at rest)	Slope is positive ∴velocity is constant, positive	Slope is negative ∴velocity is constant, negative	Slope is curve ∴velocity is **not** constant (object accelerating)

Use the Word Bank to label the charts below

• **Velocity is not constant**	• **Velocity is positive and is constant**	• **Velocity is negative and is constant**	• **Rest**

Label each Graph

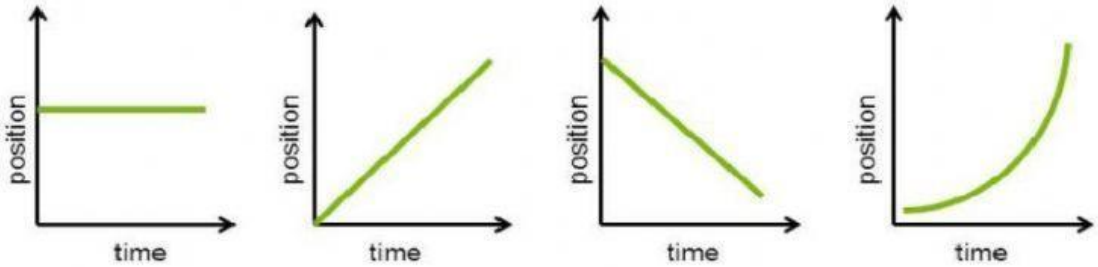

Slope is zero	Slope is positive	Slope is negative	Slope is curve
_____	_____	_____	_____