CHILDREN I LESSON 32

MY HOUSE

leif

1- PARTS OF THE HOUSE. WATCH THE VIDEO! (PARTES DE LA CASA. MIRÁ EL VIDEO)

https://www.youtube.com/watch?v=FsN2REgwSmo

2- WHAT'S THIS? MATCH! (UNÍ CON FLECHAS)

GARAGE

BATHROOM

LIVING ROOM

KITCHEN

GARDEN

BEDROOM



3- LISTEN AND NUMBER. (ESCUCHÁ Y ESCRIBÍ EL NÚMERO)

4- LOOK AND LISTEN!

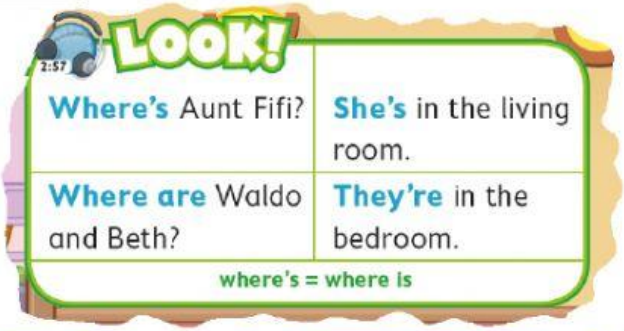

Where's Aunt Fifi?	**She's** in the living room.
Where are Waldo and Beth?	**They're** in the bedroom.
where's = where is	

WHERE IS....? WHERE ARE....?

¿DÓNDE ESTÁ...? ¿DÓNDE ESTÁN...?

LOOK AT THE PICTURE, FIND THE OBJECTS AND THE PEOPLE AND MATCH. (MIRÁ LA IMAGEN, ENCONTRÁ LOS OBJETOS Y LAS PERSONAS Y UNÍ CON FLECHAS)



WHERE'S YOUR GREEN T-SHIRT?

WHERE IS FLO?

WHERE'S THE BALL?

WHERE ARE THE BOOKS?

WHERE ARE THE FLOWERS?

WHERE ARE MUM AND DAD?

IT'S IN THE BEDROOM

IT'S IN THE GARDEN

SHE'S IN THE BATHROOM

THEY'RE IN THE GARDEN

THEY'RE IN THE KITCHEN

THEY'RE IN THE LIVING ROOM

5- **OPEN YOUR BOOK ON PAGE 68, EXERCISE 7. LOOK, LISTEN AND REPEAT** (ABRÍ TU LIBRO EN LA PÁGINA 68, EJERCICIO 7. MIRÁ, ESCUCHÁ Y REPETÍ)

6- NOW, LOOK AT THE PICTURES AND WRITE COMPLETE SENTENCES:

MIRÁ LAS IMÁGENES Y ESCRIBÍ ORACIONES COMPLETAS. MIRÁ EL EJEMPLO:

WHAT'S THIS? IT'S A BED

WHAT ARE THESE?

WHAT'S THIS?

WHAT'S THIS?

WHAT'S THIS?

WHAT ARE THESE?

WHAT'S THIS?

WHAT'S THIS?

6- LOOK AT YOUR BOOK, PAGE 68, EXERCISE 8. LISTEN AND CHOOSE THE CORRECT PICTURE. (MIRÁ EN TU LIBRO PÁGINA 68, EJERCICIO 8. ESCUCHÁ Y ELEGÍ LA IMAGEN CORRECTA)