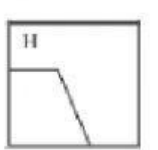
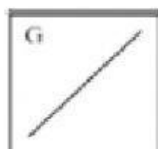
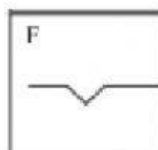
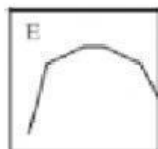
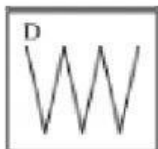





Drag the illustration on the left to its correct description.



1. There was a peak in customer numbers

2. Customer numbers were erratic

3. Numbers fell steadily

4. Customer numbers fluctuated slightly

5. There was a slight dip in customer numbers

6. Customer numbers fluctuated wildly

7. Customer numbers plunged

8. There was a steep rise in customer numbers