Foundations of College Math **Name:**_____
Lesson 15 - Practice Problems **Date:**_____

1. In the following sketch, determine which angles are acute, obtuse, right, or straight:

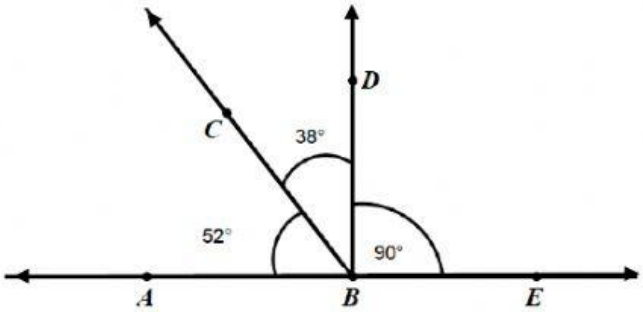

Acute (there are 2)	Obtuse (there is 1)	Right (there are 2)	Straight (there is 1)

2. Given that $\angle A$ measures 83°, find each of the following:

a. A complement to $\angle A$.

b. A supplement to $\angle A$.

3. In the following sketch, two lines intersect, forming four angles. The measures of $\angle y$ is 133°. Find the measure of the other three angles.

$\angle w =$ _____

$\angle x =$ _____

$\angle z =$ _____

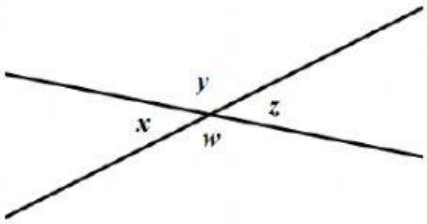

4. In the following figure, $p \parallel q$ and the measurement of $\angle x$ is 105°. Find the measures of

$\angle v =$ _____

$\angle w =$ _____

$\angle y =$ _____

$\angle z =$ _____

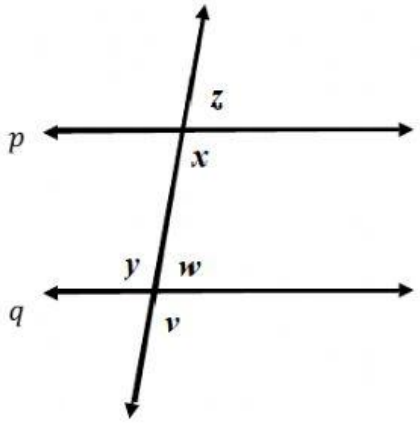

5. Given this picture, use what you know about straight, complementary, supplementary, and right angles to find the missing angles. Remember, also, what that little square in the corner of $\angle LOK$ means....

$\angle LOJ =$ _____

$\angle NOL =$ _____

$\angle JON =$ _____

$\angle NOM =$ _____

$\angle JOM =$ _____

$\angle MOK =$ _____

$\angle NOK =$ _____
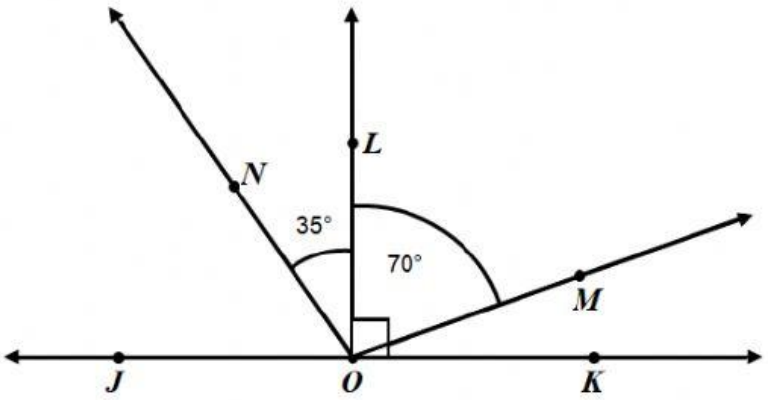
$\angle KOJ =$ _____