







NEW YORK SCHOOL  
Foreign Languages Department 1<sup>st</sup> Grade  
Assessment #4 – Cycle 8







Oral language



I. Listen  and **choose** the correct preposition that completes the sentence.

	1. 	
a. for	b. with	c. on

	2. 	
a. toward	b. at	c. for

	3. 	
a. toward	b. on	c. into

	4. 	
a. on	b. at	c. by

	5. 	
a. into	b. in	c. on



6.



a. toward

b. for

c. with



7.



a. for

b. in

c. with

**Written language**

II. **look** at the pictures and **write** the complete sentences using the noun and the adjective.

**Example:**

The rose is red.

Adjective

Noun

**red****rose**


1.



Adjective

Noun

**colorful****rainbow**



2



Adjective

**wet**

Noun

**t-shirt**



3



Adjective

**cute**

Noun

**rabbit**



4



Adjective

**sharp**

Noun

**shark teeth**



5



Adjective

**huge**

Noun

**dinosaur**



6



Adjective	Noun
interesting	story



7



Adjective	Noun
cold	weather



**Language structure**

III. Read the sentences and **choose** the correct ending mark. Drag and drop.

1 She has a yellow coat	<div></div>
2 How are you today	<div></div>
3 That was amazing	<div></div>

MOVE THE CORRECT ENDING PUNCTUATION TO THE SENTENCES

?
!
.



4

Do you know Spanish

5

Happy birthday

6

My cup is empty

MOVE THE CORRECT  
ENDING PUNCTUATION  
TO THE SENTENCES



Now fix the following sentences. There is an example.  
EXAMPLE:



 the orange is ready to eat?

**T**he orange is ready to eat.

Did you check for capitals and punctuation?



7



be quiet?

type

Did you check for capitals and punctuation?

