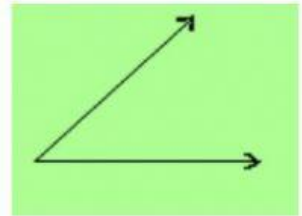
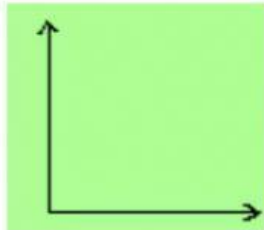
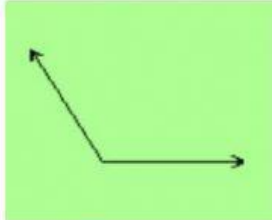


Worksheet

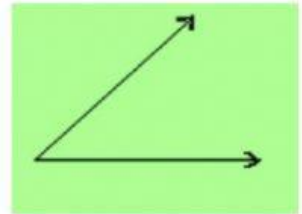
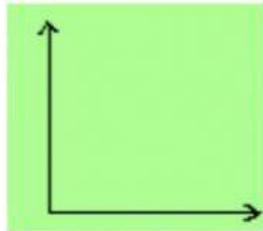
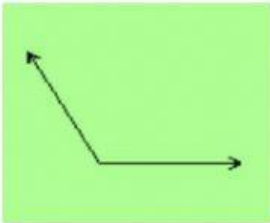
Shapes and angles

Prepared by group 2

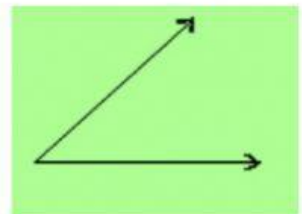
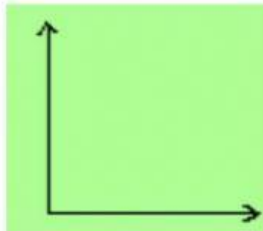
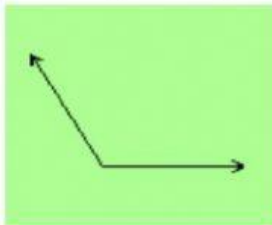
1) Which angle is obtuse ?



2) Which angle is Acute ?



3) Which angle is right ?



4) Which angle is smaller than a right angle

Right angle

Obtuse angle

Acute angle

5) An angle whose measure is more than 90 but less than 180 is called ____angle.

(a) acute

(b) right

(c) obtuse

6) A reflex angle is always greater than ____ but less than 360.

(a) 0

(b) 90

(c) 180

7) Which of the following is an acute angle ?

(a) 45

(b) 120

(c) 305

8) What is the measure of straight angle-

(a) 90

(b) 180

(c) 360

9. Drag and drop below the given degree in their respective box.

36°

90°

180°

136°

260°

360°

S.No	Angle
1	Straight angle
2	Reflex angle
3	Complete angle
4	Obtuse angle
5	Acute angle
6	Right angle

Degree