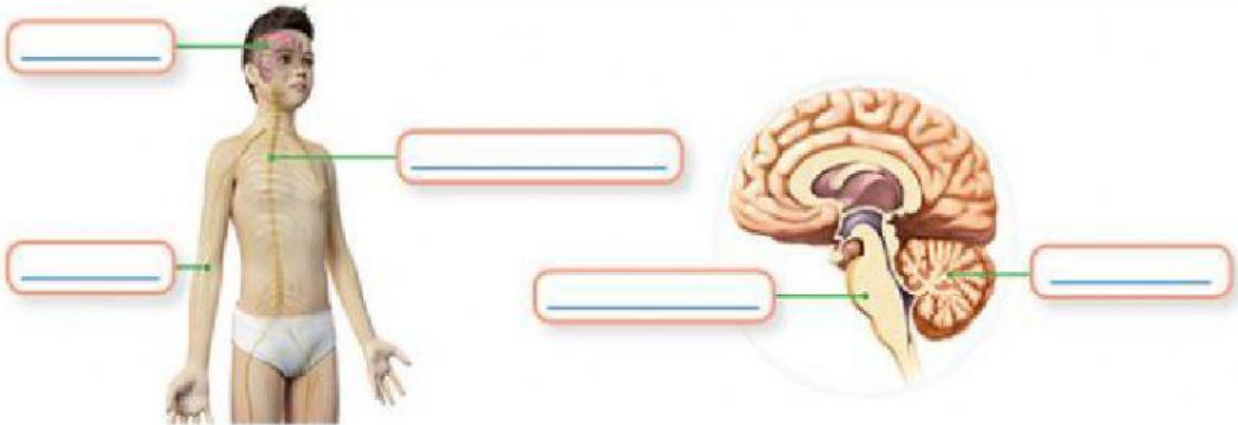
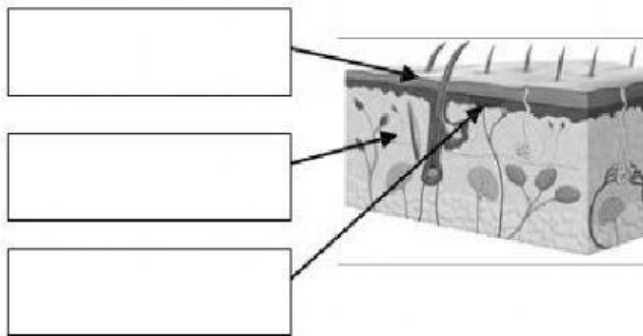
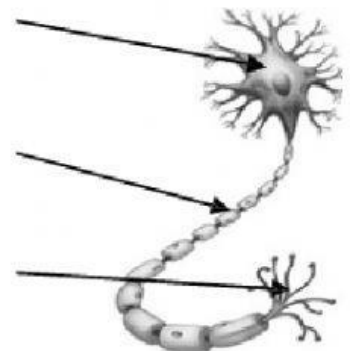
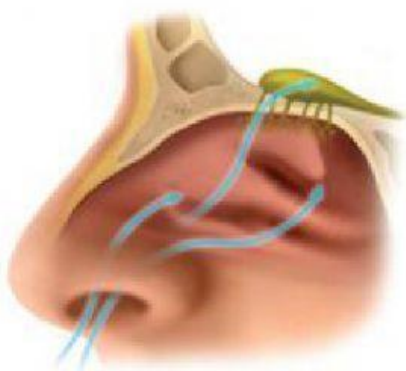


NAME: \_\_\_\_\_ DATE: \_\_\_\_\_

**1. Label the picture of the nervous system.**

spinal cord • nerves • brain • brainstem • cerebellum

**2. Label the diagram.****3. Label the diagram.****4. Draw arrows to label the diagram.**

Taste buds

Olfactory cells

Olfactory nerve

Nasal passages

Tongue



NAME: \_\_\_\_\_ DATE: \_\_\_\_\_

**5. Complete the sentences.**

a) Neurons are \_\_\_\_\_ that are made up of \_\_\_\_\_.

They transmit messages by creating \_\_\_\_\_ in the cell body.

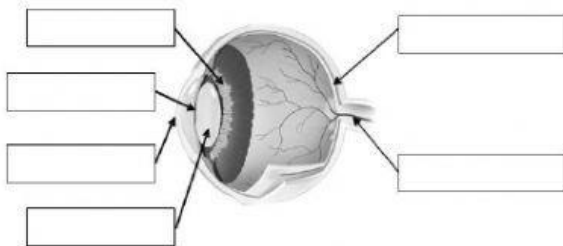
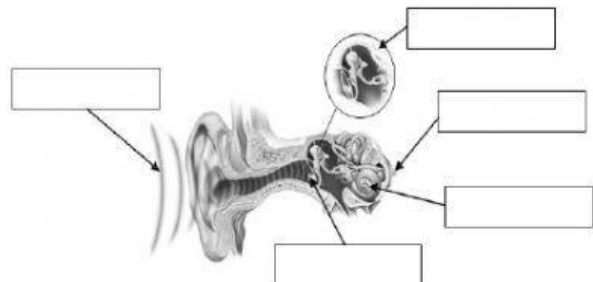
The \_\_\_\_\_ transmits the \_\_\_\_\_ to other neurons.

b) The \_\_\_\_\_ and \_\_\_\_\_ are the organs of taste and smell. They work together to detect \_\_\_\_\_.

The \_\_\_\_\_ and \_\_\_\_\_ transmit nerve impulses to the \_\_\_\_\_.

c) We can detect information about the world around us in various ways. We can detect thermal energy with our \_\_\_\_\_, light energy with our \_\_\_\_\_ and sound energy with our \_\_\_\_\_.

d) It is important to \_\_\_\_\_ in order to keep our brains healthy, and to \_\_\_\_\_ to keep our muscles healthy.

**6. Label this eye.****7. Label this ear.****8. Complete the mind map.**