Clase 15-09
FORM III
Miss Yesi
Instituto Sol

Name:.....

PRIZES

ACTIVITY 1: Listen and repeat

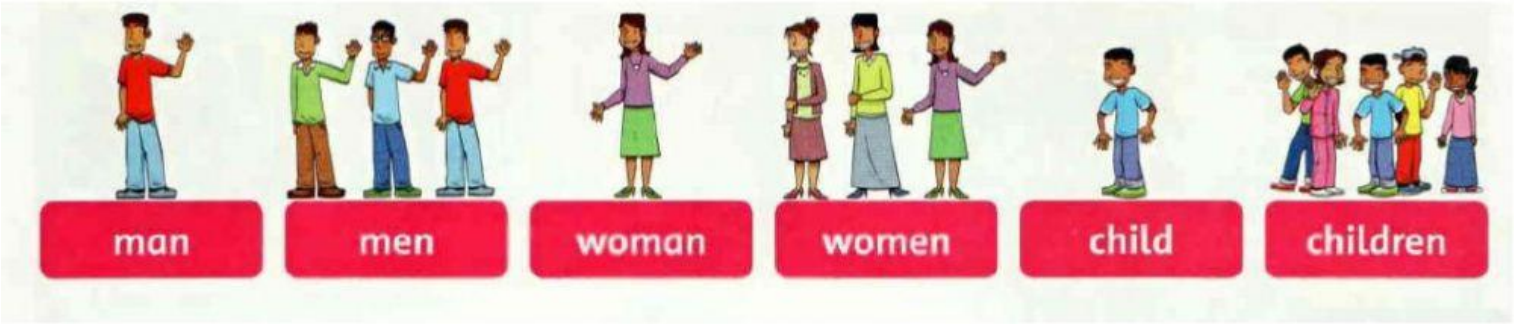

ACTIVITY 2: Watch the video and answer:

1. How many teachers were there in the classroom? (¿Cuántos teachers habían en el aula?)

2. Who were the winners of the prize?

ACTIVITY 3: Now read the story and answer:

1. Where was the prize-giving?

2. Was Rosy happy?

ACTIVITY 4: Watch the video and complete the sentences and the table



ANY	SOME
Significa: _____ en oraciones negativas y _____ en preguntas	Significa: _____
Siempre se usa en oraciones _____ o _____	Siempre se usa en oraciones _____
Siempre se usa con sustantivos _____	Siempre se usa con sustantivos _____

ACTIVITY 5: Watch the video again and match:

1. MEN
2. MAN
3. WOMEN
4. WOMAN
5. CHILDREN
6. CHILD

A. UNA SOLA PERSONA

B. MÁS DE UNA PERSONA

ACTIVITY 6: Complete with ANY or SOME

1

There weren't any men.

There weren't _____ children.

There were _____ women.

2



There were _____ children.

There weren't _____ men.

There weren't _____ women.

ACTIVITY 7: Look at the pictures and answer the questions. Use the words in the box.

~~MAN~~ – ~~MEN~~ – WOMAN – WOMEN – CHILD – CHILDREN

RECUERDEN CHIQUIS

There is → se usa para decir que hay una sola persona/cosa

There are → se usa para decir que hay más de una persona/cosa

PICTURE 1:

1. How many men are there?
   There are two men in Picture 1.

2. How many women are there?
   There is...

3. How many children are there?

PICURE 2:

1. How many men are there?
   There is one man in Picture 2.

2. How many women are there?
   There are...

3. How many children are there?