Lesson 8 파닉스 워크시트

Sounds and Letters

✿ 주어진 글자가 낱말의 빈칸에 알맞은 가운뎃소리 글자이면 ☺를, 그렇지 않으면 ☹를 클릭한 후, 낱말을 완성해 보세요.

❶

☺ e ☹

t__n

❷

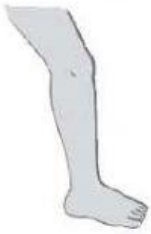

☺ a ☹

l__g

❸

☺ e ☹

m__m

❹

☺ a ☹

p__n

❺

☺ e ☹

r__d

❻

☺ e ☹

d__d

Lesson 8 낱말 읽기·쓰기 워크시트

Read and Write

✿ 그림을 보고, 각 물건의 위치에 알맞은 표현을 <보기>에서 골라 번호를 써 보세요.

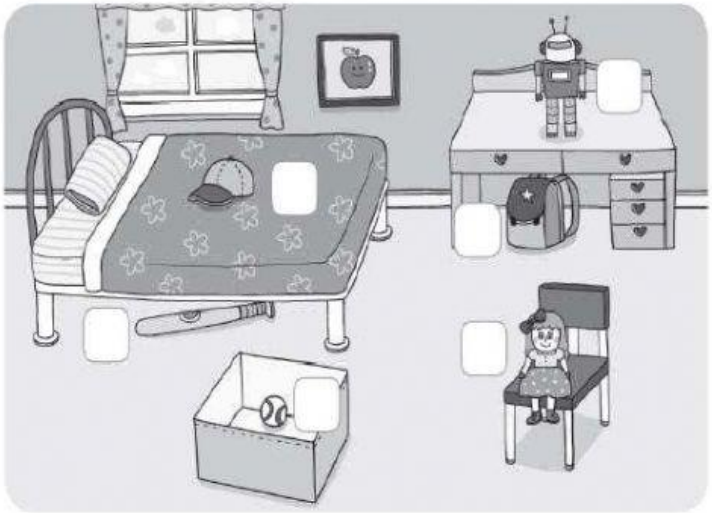

보기

❶ in the box
❷ on the bed
❸ on the chair
❹ on the desk
❺ under the bed
❻ under the desk

✿ 그림을 보고, 알맞은 어구를 써넣어 문장을 완성해 보세요.

Where is my book?

❶ 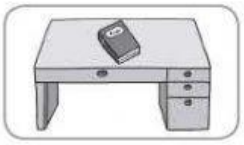

It's _____.

❷

It's _____.

❸

It's _____.

❹ 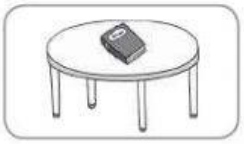

It's _____.

❺ 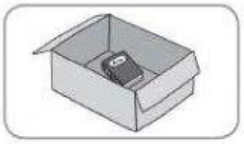

It's _____.