

Kindergarten



KINDERGARTEN PRE- TEST

Name: _____








Group: _____







Kinder – English PRE-TEST

I. Expectation: K.L.1c Listening Standard

Show how much you understand spoken English

Directions: Listen and respond to the command with an **X**.


1.	Stand up.	a. 	b. 	c. 
2.	Jump.	a. 	b. 	c. 
3.	Stop jumping.	a. 	b. 	c. 
4.	Touch your nose.	a. 	b. 	c. 
5.	Sit down.	a. 	b. 	c. 

6.	Raise your hand.	a. 	b. 	c. 
7.	Please give me your pencil.	a. 	b. 	c. 

II. Expectation: K.L.d

Directions: Mark with an **X** the correct picture for each greeting and/or farewell heard.

1. Hi! Hello!



2. Good morning!



3. Good night!



4. Goodbye!



5. Good afternoon!



III. Expectation: K.S.1 Speaking Standard

Directions: Listen to the teacher, engage in the conversation, and answer the questions asked.

1. What is your name? _____
2. Are you 4 or 5 years old? _____
3. Do you like your new school? _____
4. What is your favorite color? _____
5. Look at this picture.

Mention three things you see.

1. _____
2. _____
3. _____




IV. Expectation: K.R.2.L; K.R.3.L, K.R.4.L

Directions: Listen to the story your teacher reads and follow with the pictures.

Then listen to the reading comprehension questions and draw an **X** to answer each question.

The Brave Monkey Pirate

by Hayes Roberts

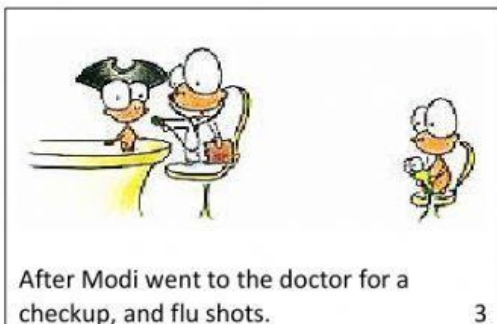


One day the pirate Modi was out running errands with his mom.

1

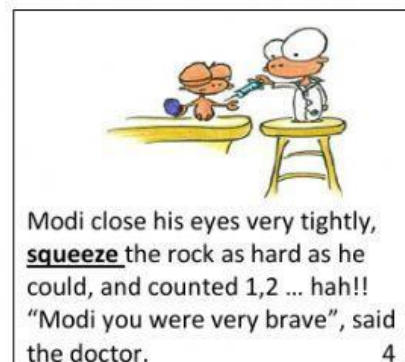


They shopped for **groceries** and ate peas at his favorite restaurant. 2



After Modi went to the doctor for a checkup, and flu shots.

3



Modi close his eyes very tightly, **squeeze** the rock as hard as he could, and counted 1,2 ... hah!!
"Modi you were very brave", said the doctor.

4




1. Who is the main character in the story?

- a. Modi  b. Mom  c. Doctor 

2. Modi got a checkup, and flu shot at the _____.

- a. favorite restaurant  b. doctor's office  c. grocery store 




3. Which of the following picture illustrates the meaning of the word squeezed?

- a.  b.  c. 

V. Expectation: K.R.FS.11, K.R.FS.12. b

Directions: Look at the pictures and listen to the teacher. Draw an **X** on the initial sound, (a. phoneme) you hear for each picture in section or (b) the spoken word you hear in section.

(a). Recognize sounds

<p>1.</p>  <p>f d b</p>	<p>2.</p>  <p>m n p</p>	<p>3.</p>  <p>k w c</p>
--	--	--





Write an **X** to the spoken word you hear in this section.

















(b) Spoken word you hear

<p>1.</p>  <p>a. father b. uncle c. mother</p>	<p>2.</p>  <p>a. baby b. brother c. sister</p>	<p>3.</p>  <p>a. father b. mother c. grandma</p>
---	---	--

VI. Expectation: K.R.FS.11a

Directions: Listen to the first word. Then look at the pictures next to that word and write an **X** the picture that rhymes with it.


<p>1. fox</p> 	<p>box</p> 	<p>mop</p> 	<p>pot</p> 
---	--	--	---

2. rain 	cake 	chain 	ape 
3. net 	web 	jet 	ten 
4. pig 	lip 	pin 	wig 
5. Hose 	nose 	rope 	bone 

VII. Expectation: K.R.FS.13c

Directions: Look carefully at each alphabet letter in the box. Write a **C** on the **uppercase** letters and an **X** on the **lowercase** alphabet letters.

a. Recognize upper- and lowercase letters of the alphabet.



b. Name the uppercase alphabet letters.

Directions: Look at the uppercase alphabet letters. Name all the letters you know.

