This is what you learnt last class. Tick if you remember and understand it

WHAT YOU HAVE LEARNT

- Seeds are found in fruits ☐
- The embryo inside a seed grows into a new plant. ☐
- Seeds are covered by a seed coat. ☐
- Seeds contain a food store. ☐

Label the drawings. Drag and drop

food store

embryo

seed coat

scar where seed was joined to fruit

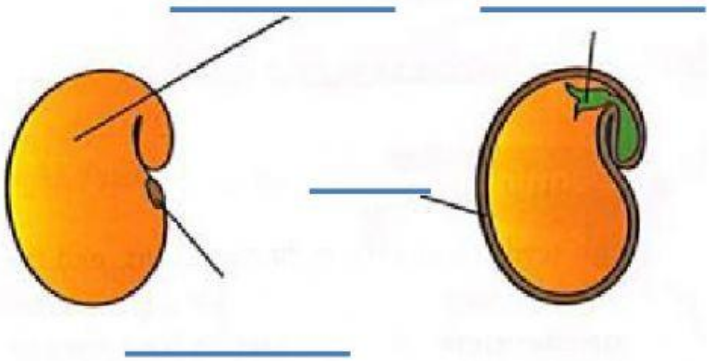

Have a look at the following vocabulary

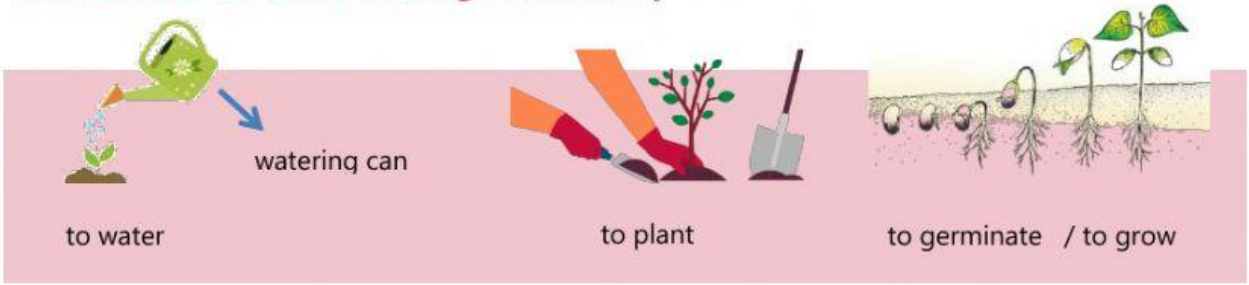

Growing things



A vegetable garden

1. Read and listen.

Have you got a garden? Do you help your parents or grandparents in the garden? So why not grow your own vegetables? We should all eat lots of vegetables to be healthy and growing vegetables is a lot of fun.

You should always plant vegetables in a sunny place and in good soil. You shouldn't plant vegetables outside when the weather is cold, because they won't grow.

What is your favourite vegetable? What vegetables does your family like to eat? Choose the vegetables you want to grow. Tomatoes, onions, corn and beans are easy to grow and they all taste really great. for tomatoes, you can plant seeds or small plants. For onions, you can plant bulbs. Plant lots of different ones – then you can see which you and your family like best! Some of them will grow better than others in your garden. You should draw a picture of your vegetable garden so you can remember where you planted different vegetables. Then you will know what they are when they start to grow.

You should rake and water the soil and dig some small holes. Then plant your seeds or vegetable plants in the holes. You should water your vegetable plants every day. The best time to water them is the morning. Ask a friend or someone in your family to water them when you can't do it.

You don't need a big garden to grow vegetables. You could also grow them in big pots. And when your vegetables are ready, you can pick them, wash them, cook them and eat them! So, why not start your vegetable garden today?

Comprehension

2. True or False?

1 Tomatoes are difficult to grow. T F

2 You should plant your vegetables when the weather is cold. T F

3 A picture will help you to remember where you planted your different vegetables. T F

4 It's best to water vegetable plants in the morning. T F

5 You must have a big garden to grow vegetables. T F

6 You could grow vegetables in pots. T F

3. Complete the sentences.

Use one word per blank.

1



We _____ all eat lots of _____ to be healthy.

3

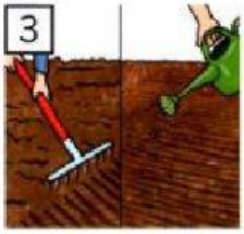

You should _____ and _____ the soil and dig some small _____.

2

You _____ plant vegetables _____ when it is _____.

4

You _____ need a big garden to _____ vegetables. You _____ also grow them in big _____.

Tip: All these sentences are in the text!

4 Match the questions and the answers.

1 Why should we eat lots of vegetables?
2 Which vegetables are easy to grow?
3 Where should I plant vegetables?
4 Why shouldn't I plant vegetables outside in cold weather?
5 When should I water my vegetable garden?

The best time is in the morning.
Tomatoes, onions, corn and beans.
Because it's healthy.
In a sunny place.
Because they won't grow.

Vocabulary

5 Read the definitions and circle.

1 A container you can grow plants in is a *pot* / *pan*.
2 Part of a plant that is underground from which vegetables like onions grow is a *leaf* / *bulb*.
3 The small, hard parts of a plant you put in the ground to grow more plants are called *seeds* / *soil*.
4 You *dig* / *rake* holes in the soil with a spade.
5 If you eat lots of vegetables you will be *hungry* / *healthy*.
6 When your vegetables are grown and ready to eat, you *rake* / *pick* them.

6 Complete the text with the words in the box.

beans	cabbage	corn	dig	holes	plant	rake	seeds	soil	~~water~~

Listen.

Then drag and drop the words.



We're all working in the garden this morning. Karen is going to [1] water the flowers. Tom is going to [2] _____ some new tomato plants.

Lisa is going to [3] _____ part of the garden to make the [4] _____ soft. Then Sam is going to [5] _____ lots of small [6] _____ in the soil. They're going to put some [7] _____ in the holes and grow some plants.

Emma has just picked some [8] _____. Now she's going to pick some [9] _____.

I'm picking a big [10] _____. We're going to have lots of vegetables for lunch.

YOU HAVE FINISHED!

Now, click below where it says "FINISH", then choose "Check my answers".

Send us a photo with the result. Don't forget!