











Activity 1

Label the pictures. Number 1 is done for you as an example.

				
A bunch of banana				
				

some butter
some bars of chocolate
3 bags of sugar
2 cans of soda
a bottle of milk
a spoon of salt
slices of meat
2 bottles of oil
some rice

Activity 2

Read the text carefully to answer the following questions.

How to Make Tomato Soup

Ingredients:

- 8 cups of water
- ¼ Teaspoon of pepper
- Small clove garlic
- ¼ Teaspoon of butter
- 4 large tomatoes
- Spices
- 1 small onion
- ½ teaspoon of salt



Instructions:

1. Cut tomatoes, onions, and garlic into small pieces.
2. Fry them in a pan with butter for five minutes.
3. Add water, spices, salt and pepper.
4. Heat until the water boils.
5. Turn down the heat and cover with lid. Cook gently for one hour.

Questions:

1. What is the text about?
2. What ingredients do we need to make the soup?
3. What tools do we need to make it?
4. What should we do first to make the soup?
5. What should we do after adding the seasonings?
6. "Turn down the heat and cover with lid"
The closest meaning of the underlined word is.....
7. "Fry them in a pan with butter for five minutes"
What does the underlined word refer to?.....
8. What is the purpose of writing the text? to tell about