
















## Let us learn to subtract ( word problems)

Subtraction problems	Working out
<p>* I have 9 </p> <p>I eat 6 </p> <p>How many  are left?</p>	<div style="border: 1px solid black; width: 100%; height: 100%; position: relative;"> <div style="position: absolute; top: 5%; left: 50%; transform: translate(-50%, 50%);">-</div> </div>
<p>* I see 7 </p> <p>5 fly away </p> <p>How many  are left?</p>	<div style="border: 1px solid black; width: 100%; height: 100%; position: relative;"> <div style="position: absolute; top: 5%; left: 50%; transform: translate(-50%, 50%);">-</div> </div>
<p>* There are 8 cycle  in the shop.</p> <p>2  are sold.</p> <p>How many  remain?</p>	<div style="border: 1px solid black; width: 100%; height: 100%; position: relative;"> <div style="position: absolute; top: 5%; left: 50%; transform: translate(-50%, 50%);">-</div> </div>
<p>* Reema want 9 </p> <p>She has 4 </p> <p>How many more  does she want?</p>	<div style="border: 1px solid black; width: 100%; height: 100%; position: relative;"> <div style="position: absolute; top: 5%; left: 50%; transform: translate(-50%, 50%);">-</div> </div>
<p>* There are 4 </p> <p>3  swim away.</p> <p>How many  are left?</p>	<div style="border: 1px solid black; width: 100%; height: 100%; position: relative;"> <div style="position: absolute; top: 5%; left: 50%; transform: translate(-50%, 50%);">-</div> </div>