































## DECODING ANCIENT EGYPTIAN HIEROGLYPHS

(from [www.historyforkids.net](http://www.historyforkids.net))

Study the ancient Egyptian alphabet to the right. Then use the alphabet to decode the message below.

Hint! Be careful, some letters have more than one symbol and some symbols represent more than one letter of the alphabet.

 A	 B	 B	 C	 D	 E
 F	 G	 H	 H	 I	 J
 K	 L	 M	 N	 N	 O
 P	 Q	 R	 S	 T	 T
 U	 V	 W	 X	 Y	 Z

