



Drawing Shapes

Sheet 2


 = 1 square unit

Draw any shape in each grid with the following area.


1) Area = 16 square units




2) Area = 30 square units




3) Area = 23 square units




4) Area = 11 square units




5) Area = 27 square units




6) Area = 18 square units




7) Area = 12 square units



8) Area = 25 square units




9) Area = 21 square units




Draw 3 different shapes with the area 14 square units.

10)



11)



12)

