VOCABULARY

FACE AND BODY

I. Listen and write the word. CD3 15

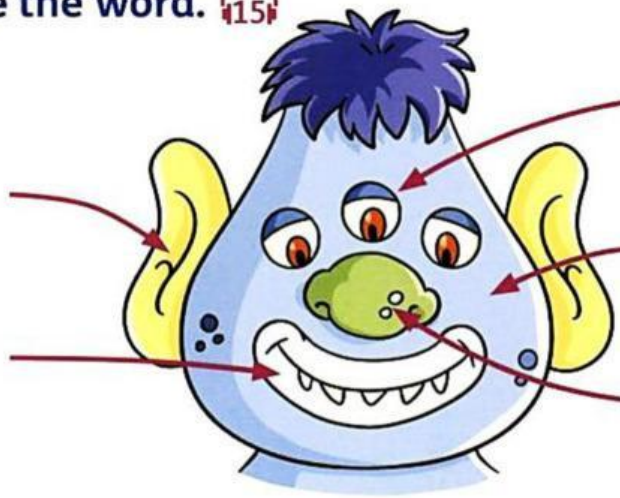

1 ....ear....

2 .....

3 .....

4 .....

5 .....

II. Look and read. Put a tick ✔ or a cross ✘ in the box.

1 nose ☒

2 eye ☐

3 ear ☐

4 hair ☐

5 mouth ☐

6 nose ☐

III. Look at the pictures. Look at the letters. Write the words.

1 face — e f a c

2 ____ — o e s n

3 ___ — y e e

4 _____ — o u t m h

5 ___ — a r e

6 _____ — e d a h

LIVEWORKSHEETS

VOCABULARY

FACE AND BODY

IV. Look and write.

1 ....ear.... 2 ..... 3 ..... 4 ..... 5 .....

V. Read and colour.

Her face is green.
Her ears are blue.
Her hair is purple.
Her nose is red.
Her eyes are yellow.
Her mouth is brown.



VI. Look and read. Write *yes* or *no*.

1 Number one is an eye. ....yes....
2 Number four is mouth. .....
3 Number three is a leg. .....
4 Number seven is a foot. .....
5 Number five is a head. .....
6 Number nine is a hand. .....

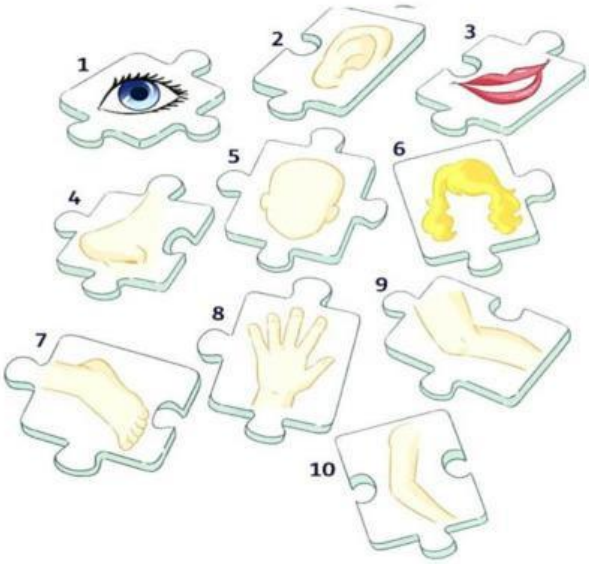

LIVEWORKSHEETS

VOCABULARY

FACE AND BODY

VII. Look at the pictures and write the words.

1 monster 2 ..... 3 ..... 4 ..... 5 .....

VIII. Look and read. Put a tick ✔ or a cross ✘ in the box.

1 This is a ball. ✘

2 This is a hat. ☐

3 These are eyes. ☐

4 These are arms. ☐

5 This is a kite. ☐

6 These are feet. ☐

IX. Look at the pictures. Look at the letters. Write the words.

1 body — y b o d

2 ___ — a m a r

3 ____ — t o f o

4 ____ — i a r h

5 ____ — d a n h

6 ___ — g e l

LIVEWORKSHEETS

LISTENING

FACE AND BODY

X. Find the words.

ball ~~dog~~ hat
arms legs
kite monster

m	y	t	h	p	f	b	s
b	f	r	a	r	m	s	a
a	k	i	t	e	l	a	q
l	n	g	r	d	e	o	l
l	c	z	d	o	g	f	d
k	b	w	i	g	s	v	c
m	o	n	s	t	e	r	t

XI. Read, circle and spell.

1 eye / nose

2 leg / hand

3 eye / ear

4 foot / leg

5 mouth / face

6 leg / arm

XII. Read and match.

hair eyes nose mouth head ears face

Look at the pictures and read the questions. Write one-word answers.

1 How many eyes are there? ....three....

2 How many ears are there? .....

3 How many noses are there? .....

4 What's next to the ears? .....

5 What's next to the face? .....

LIVEWORKSHEETS

VOCABULARY

FACE AND BODY

XIII. Look and read. Write *yes* or *no*.



1 Tony's feet are big. ....yes....

2 Alex has got two noses. .....

3 Anna's hair is blue. .....

4 Tony has got three legs. .....

5 Bill is wearing a hat. .....

6 Bill has got four arms. .....

Look at the picture and read the questions. Write one-word answers.

1 Who's got four arms? ....Bill....

2 How many legs has Tony got? .....

3 Who's got three eyes? .....

4 Are Anna's feet big or small? .....

5 Who's smiling? .....

XIV. Read and tick ✔.

I've got one mouth ☑ / two mouths ☐.

My mouth is big ☐ / small ☐.

My nose is big ☐ / small ☐.

I've got one foot ☐ / four feet ☐.

I've got two legs ☐ / three legs ☐.

My hands are big ☐ / small ☐.

XV. Write the answers for you.

1 How many eyes have you got? .....

2 How many mouths have you got? .....

3 How many feet have you got? .....

4 What colour is your hair? .....

5 What colour are your eyes? .....

LIVEWORKSHEETS

LISTENING

FACE AND BODY

1 **Listen and colour.** CD3 18



2 **Listen and draw lines. Colour the picture.** CD3 19



What is it? .....

LIVEWORKSHEETS

LISTENING

FACE AND BODY

3 Listen and draw lines. CD3 20

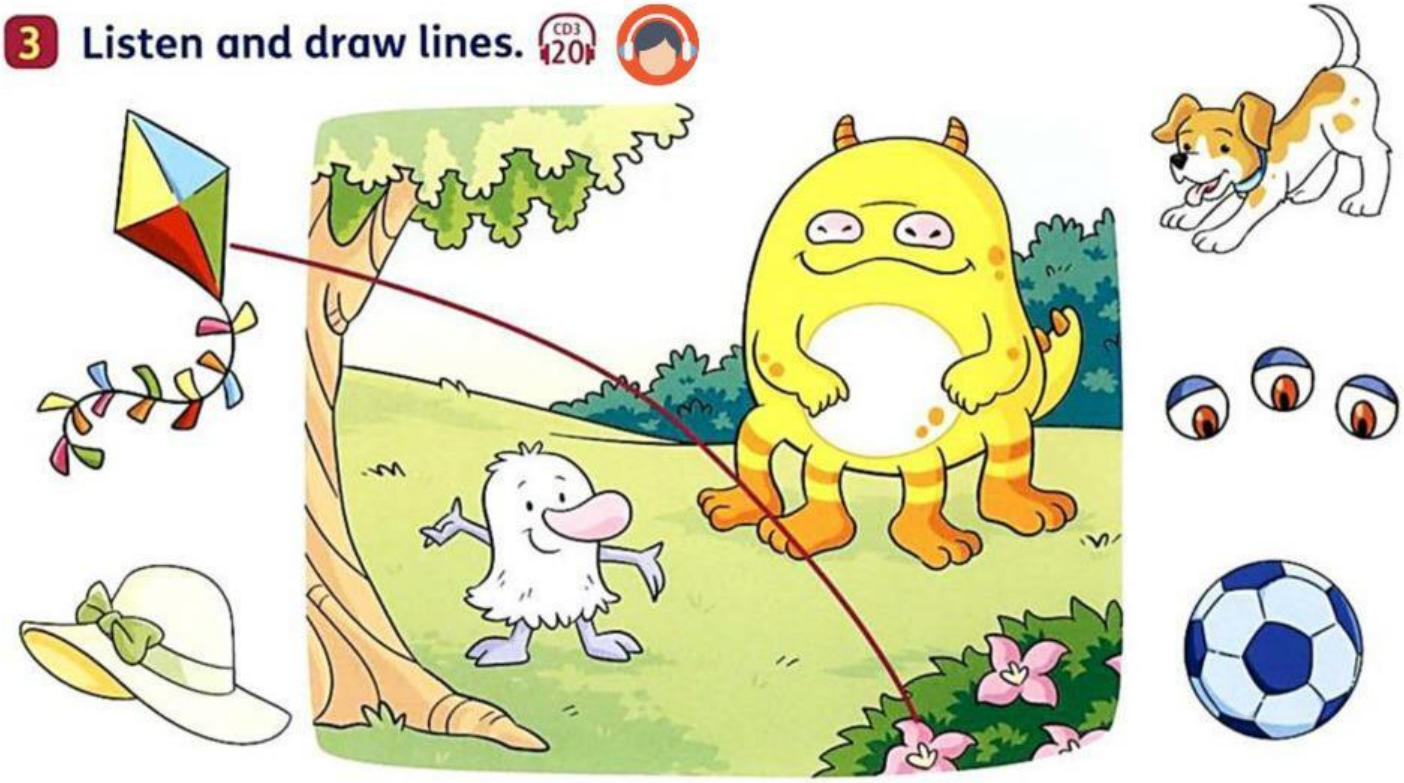

Listen and colour. CD3 17

LIVEWORKSHEETS