

50 Everyday English

Is there a bank near here?

Learn how to ask for and give directions

- S** Checking what other people say
- P** Sentence stress

1 LISTENING

a Answer the questions about pictures a and b.

- Where do you think Dan and Leo want to go? Say why.
 - a shopping b the gym
 - c a meeting d lunch
- There's a problem. What do you think it is?

b **2.38** Watch or listen to Part 1 and check your answers in 1a.

c **2.38** Watch or listen to Part 1 again. Choose the correct answer.

- The street name on Leo's phone is:
 - a Bedford Street b Park Road.
- Leo says South Street is:
 - a off Park Road b off North Street.
- Dan doesn't want to be:
 - a too early b late.

2 CONVERSATION SKILLS

Checking what other people say

2.39 Look at the sentences from Part 1 and answer the questions.

DAN Are you **sure** it's here?

LEO I think so.

DAN Are you **certain**?

LEO Yes.

- Are the questions still correct if we swap the two marked words?
- Why does Dan ask the questions? Choose the correct answer.
 - a He agrees with Leo.
 - b He wants to check something with Leo.



3 LISTENING

a When you're lost, what do you usually do? Choose one idea.

- Look again for the correct street on your phone.
- Continue along the street and look for the correct street.
- Ask someone for help to find the correct street.

b **2.40** Watch or listen to Part 2. Do Dan and Leo have the same idea as you in 3a?

c **2.40** Watch or listen to Part 2 again. Are the sentences true or false? Correct the false sentences.

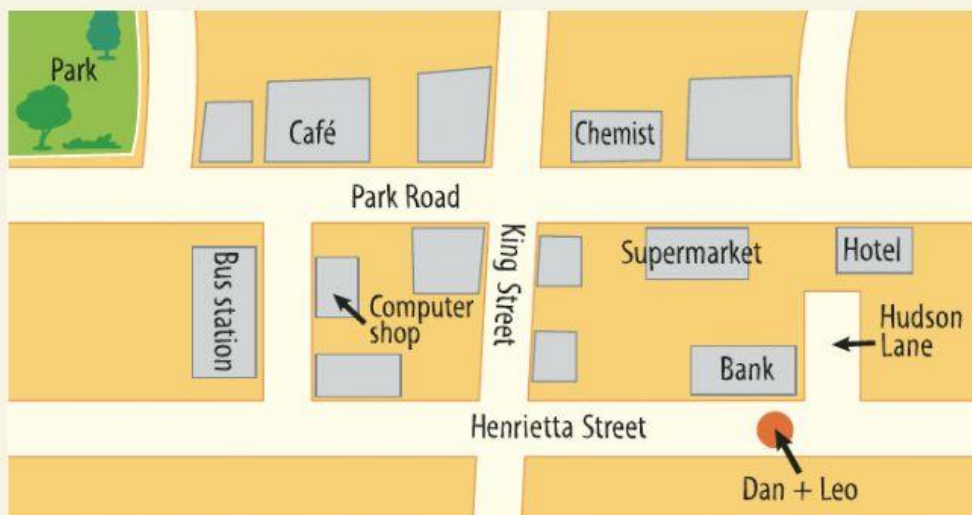
- Dan and Leo want to find a bank that is on the corner of Park Road and South Street.
- The man on the street says there's a bank 150 metres away.

d Work in pairs. Look at picture c. Dan and Leo find a bank, but there's another problem. What do you think it is?

e **2.41** Watch or listen to Part 3. Answer the questions.

- Do they find the correct bank?
- Does the woman they talk to know where South Street is?

- f 2.41 Watch or listen to Part 3 again. Follow the woman's directions. Write *South Street* on the map.



4 USEFUL LANGUAGE

Asking for and giving directions

- a Complete the questions with the words in the box.

tell where there how

- 1 Is _____ a bank near here?
- 2 Can you _____ us how to get to South Street?
- 3 _____ do I get to Park Road?
- 4 _____ can I find a supermarket?

- b Look at the phrases for giving directions. Change the marked words with the words in the box.

a supermarket on left

- 1 Go straight **along the road**.
- 2 The bank is on your **right**.
- 3 Go straight on until you come to **Park Road**.

- c Match the directions with maps a–b.

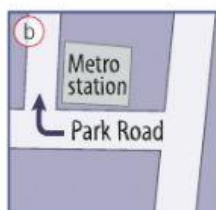
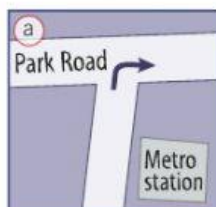
- 1 Turn right **at** the metro station.
- 2 Turn right **into** Park Road.

- d 2.42 Complete the conversation with the words in the box. Listen and check.

go (x3) turn (x2) get can come

- A Excuse me, ¹ _____ you tell me how to ² _____ to the park?
- B Yes, ³ _____ straight on and ⁴ _____ right at the corner.
- A Is that right into King Street?
- B Yes and ⁵ _____ along King Street until you ⁶ _____ to Park Road, then ⁷ _____ left.
- A Left into Park Road?
- B Yes and ⁸ _____ straight on for about 50 metres. The park is on your right.
- A Thank you very much.

- e In pairs, practise the conversation in 4d. Take turns being A and B.



5 PRONUNCIATION

Sentence stress

- a 2.43 Read and listen to B's directions in 4d. Notice the stressed words.
- Go straight on and turn right at the corner. Go along King Street until you come to Park Road, then turn left. Go straight on for about fifty metres. The park is on your right.

- b Choose the correct answer.

When we give directions, we stress:

- 1 only the verbs and nouns
- 2 the words for direction and place
- 3 the little words that join ideas.

- c In pairs, take turns asking for and giving directions like the conversation in 4d. Use phrases from 4, the map in 3f and give directions to different places.

6 SPEAKING

- a Communication 5C Student A go to p.131. Student B go to p.133.

Unit Progress Test

CHECK YOUR PROGRESS

You can now do the Unit Progress Test.