









Make a picture graph to show how many of each type of fruits there are.

Name: \_\_\_\_\_



| Number of Fruits |  |   |   |   |
|------------------|--|---|---|---|
| 6                |  |   |   |   |
| 5                |  |   |   |   |
| 4                |  |   |   |   |
| 3                |  |   |   |   |
| 2                |  |   |   |   |
| 1                |  |   |   |   |
| 0                |  |   |   |   |
|                  | Apple<br> | Orange<br> | Banana<br> | Water melon<br> |
|                  |  |   |   | Pear<br>       |

1. How many are oranges there?

2. How many Banana and Pears are there in all?

3. How many more Apples are there than Banana?

4. What is the title of this picture graph?

5. Notice and share 3 things about this picture graph.