





























NAME:

Ex. 1 LOOK AND CHOOSE






	SOUP	EGG	PIZZA
	CHICKEN	FISH	APPLE
	GRAPES	FISH	CHICKEN
	RICE	PIZZA	ORANGE
	WATERMELON	YOGURT	FRUIT
	GRAPES	APPLE	FISH
	ORANGE	GRAPES	APPLE
	WATERMELON	APPLE	RICE

## EX. 2

LOOK AND CHOOSE. HOW MANY ..... ARE THERE?


 <p>shutterstock.com • 1230042706</p>	<p>THREE</p> 	<p>FOUR</p> 	<p>FIVE</p> 
	<p>TEN</p> 	<p>ELEVEN</p> 	<p>TWELVE</p> 
 <p>Free Clipart • PNG • JPG • AI</p>	<p>FIVE</p> 	<p>SIX</p> 	<p>SEVEN</p> 
	<p>TWO</p> 	<p>THREE</p> 	<p>FOUR</p> 
	<p>FOUR</p> 	<p>FIVE</p> 	<p>SIX</p> 

EX. 3 WHAT ARE THE PICTURES IN EX. 2. DRAG AND DROP.

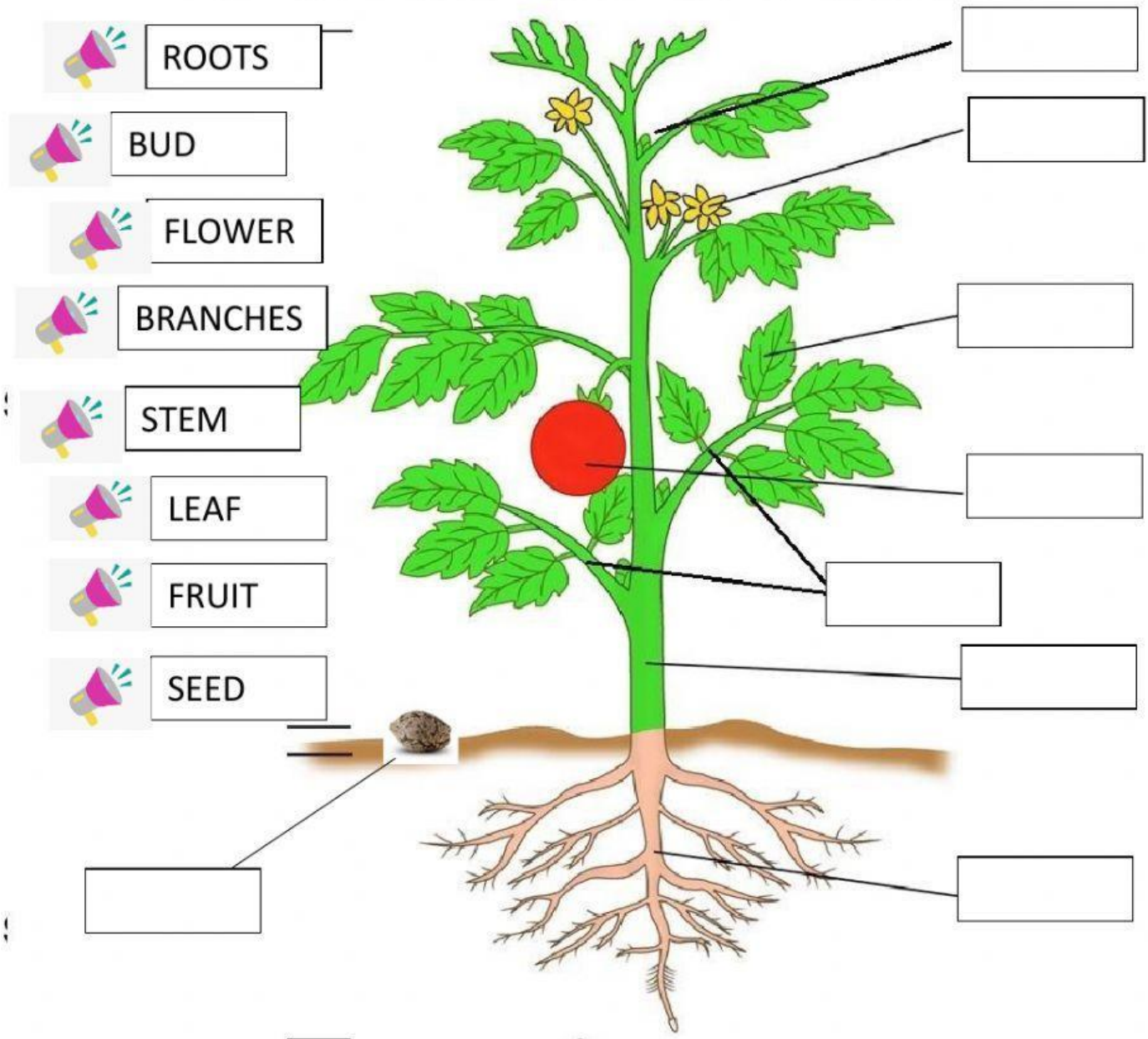
BEE	TREE	LEAVES	FLOWER	BUTTERFLY
-----	------	--------	--------	-----------

EX. 4 LOOK AT THE PICTURES AND CHOOSE THE CORRECT WORD




EX. 5 IDENTIFY THE PARTS OF THE PLANT

# Parts of a Plant





EX. 6 LOOK AT THE PICTURE. DRAG AND DROP THE NAMES WITH THE PEOPLE.



DAD

BROTHER

COUSIN

MUM

UNCLE

GRANDMA

GRANDPA

AUNT

SISTER

EX. 7 WRITE 2 SENTENCES USING HAVE GOT.

EXAMPLE: I HAVE GOT ONE BROTHER AND ONE SISTER

--