

Name:

Group:

Understanding a Sandwich Recipe

Recipes are written in the IMPERATIVE FORM.

In the IMPERATIVE FORM, the subject is INVISIBLE.

The VERB is in the SIMPLE form. **There is NO -s.**

A sentence in a recipe has FOUR parts.

1. SEQUENCE WORD	2. VERB	3. OBJECT	4. MANNER or DIRECTION
First, Finally,	put put	the tuna and the cheese the other slice of bread	in the bowl. on top.

The SEQUENCE WORDS are FIRST, NEXT, THEN, AFTER THAT, and FINALLY.

1) Read this sandwich recipe by Ricardo:

FETA CUCUMBER SANDWICH





Adapted from: <https://www.ricardocuisine.com/en/recipes/6434-feta-and-cucumber-pita-sandwich>

- 6 tablespoons of feta cheese
- 5 leaves of fresh mint
- 1 teaspoon of milk
- 1 pita bread
- 2 Lebanese cucumbers
- 2 leaves of lettuce

- 1) In advance, take the feta cheese out of the refrigerator.
- 2) First, cut the mint into very small pieces.
- 3) Then, mix the feta cheese, the mint, and the milk in a bowl.
- 4) Next, slice the cucumber very thin.
- 5) Then, cut the pita completely in half.
- 6) Next, wash and dry the lettuce.
- 7) After that, place one leaf of lettuce on each half of the pita.
- 8) Then, spread the feta cheese mixture on the two leaves of lettuce.
- 9) Finally, arrange the cucumber pieces on top.



2) Match these words with their definitions:

in advance		a soup spoon 15 ml 
mint		before
warm		 
tablespoon		$\frac{1}{2}$
half		not cold and not hot

3) Find the word THIN in the recipe. Look up THIN in Google Translate. Click the things that are THIN.



3) Complete the recipe.

Sequence Word	Verb	Object	Manner or Direction
In advance,	take	the feta cheese	out of the refrigerator.
First,		the mint	
		the feta cheese, the mint, and the milk	
			very thin.
Then,			completely in half.
	wash and dry		-----
			on each half of the pita.
Then,		the feta cheese mixture	
	arrange		