

8. Look, read and write T (true) or F (false).



1. There are two pictures on the wall.

2. There is a toy box under the desk.

3. There are two white socks on the floor.

4. There are two balls on the floor.

5. There are five books on the bookshelf.

6. There is a red car on the floor.

9. Look and make sentences.

WHAT ARE IN YOUR KITCHEN?



Reorder the words to make correct sentence.

1

ten/ There/ cupcakes/ are/ table/. / on/ the

2

is/ one/ donut/ ./ There/ in/ box/ the

3

thirteen/ ./ There/ bananas/ are

4

are/ chair/ on/ apples/ There/ ./ six/ the

UNIT 8: FOOD

Lesson 2

1. Look and write.



Look and complete.



1. There is a _____ on the table.
2. There is an _____ on the table.
3. There are five _____ on the table.
4. There are two _____ on the table.
5. There are four _____ on the table.

7.

Look at the picture and answer.



1. How many tomatoes are there?

There are three tomatoes.

2. How many carrots are there?

3. How many eggs are there?

4. How many bananas are there?

5. How many cupcakes are there?

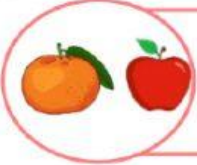
6. How many donuts are there?

7. How many oranges are there?

8. How many onions are there?

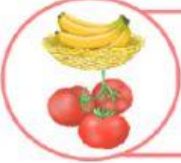
8

Look at the picture and answer.



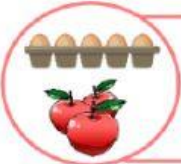
1. Is there an onion?

_____.



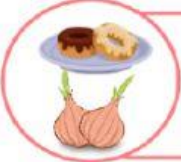
2. Are there some tomatoes?

_____.



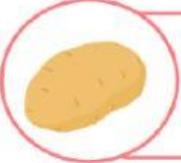
3. Are there some eggs?

_____.



4. Are there some oranges?

_____.



5. Is there a potato?

_____.

9.

Read the answer then make question.

1

_____?

Yes, there is an egg.

2

_____?

Yes, there are some potatoes.

3

_____?

Yes, there is a donut.

4

_____?

Yes, there are some carrots.