











**Part 1: Look and read. Put a tick or a cross: (10pts)****Example:****1**

It's number one.

**2**

It's number three.



- |   |                          |  |                          |
|---|--------------------------|--|--------------------------|
| 1.  X x fox              | <input type="checkbox"/> | 6.  X x box             | <input type="checkbox"/> |
| 2.  This is a motorbike. | <input type="checkbox"/> | 7.  These are my shoes. | <input type="checkbox"/> |
| 3.  These are my shorts. | <input type="checkbox"/> | 8.  This is a violin.   | <input type="checkbox"/> |
| 4.  Y y yogurt           | <input type="checkbox"/> | 9.  This is a boat.     | <input type="checkbox"/> |
| 5.  This is a yo-yo.     | <input type="checkbox"/> | 10.  This is a bus.     | <input type="checkbox"/> |











**Part 2: Look at the picture. Read and write Yes or No. (5pts)****Example:**

There are three people.

...No...

- There is a bus on the road. ....
- There are two planes. ....
- A boy is riding a bike. ....
- Two girls are riding a motorbike. ....
- The running boy is wearing shorts. ....

**Part 3: Unscramble the words: (8pts)****Example:**p e n

- |  |                            |   |                                      |
|--|----------------------------|---|--------------------------------------|
| 1.  _____ | <div>k s<br/>c o s</div>   | 6.  _____  | <div>r m<br/>i o t o<br/>e b k</div> |
| 2.  _____ | <div>e s<br/>h o s</div>   | 7.  _____  | <div>a n<br/>l p e</div>             |
| 3.  _____ | <div>t s<br/>h o r s</div> | 8.  _____  | <div>a t<br/>o b</div>               |
| 4.  _____ | <div>t p s<br/>n a</div>   | 9.  _____  | <div>u<br/>s b</div>                 |
| 5.  _____ | <div>i s<br/>T h r t</div> | 10.  _____ | <div>i e<br/>k b</div>               |

## LISTENING: (15pts)

### Part 1: Listen and color:



### Part 2: Listen and write a name or a number:


#### Questions

- 1 What is the name of the girl's sister? .....
- 2 How old is the girl's sister? .....
- 3 What is the name of the girl's school? ..... School
- 4 What is the name of the girl's street? ..... Street
- 5 How many cousins has the girl got? .....

### Part 3: Listen and tick the box:

#### Example:

Which fruit can Tom eat now?



A ☒



B ☐



C ☐

1 Where is May's tablet?



A ☐



B ☐



C ☐

3 What food does Pat want for dinner?



A ☐



B ☐




C ☐


4 What is in the picture in the boy's book?



A ☐



B ☐



C ☐

2 Which sport is Bill playing?



A ☐



B ☐




C ☐

5 Where is Dan now?



A ☐



B ☐



C ☐