



English A1

Name: \_\_\_\_\_

Group: \_\_\_\_\_

Date: \_\_\_\_\_

## First exam

### Instructions

**1<sup>st</sup> part:** Choose the right image. 30%

1. Click on the image where you can see a “mom”.




2. Click on the image where you can see a “pet”.





Centro Integral de Idiomas SV



3. Click on the image where you can see color "**brown**".



4. Click on the image where you can see a "**red circle**".



5. Click on the image where you can see the sequence "**one, three, five, two, four**".



## Instructions

2<sup>nd</sup> part: Read what the image says. 40%



REC ●



REC ●



REC ●



REC ●

How are you,  
today?



REC ●


I'm fine, thank you.  
How are you?



REC ●



REC ●



REC ●

## Instructions

**3<sup>rd</sup> part:** Write the school supplies you have according with the image. 30%

A large, light pink rounded rectangle with a darker pink border, intended for the student to write the names of the school supplies they have. At the bottom of this rectangle are three pink flower icons.