

# STEP A2

Miss Carla

## 1.2 TRAVEL LIGHT

- G this/that, these/those; possessives
- P word stress; this, that, these, those
- V objects

### VOCABULARY

#### OBJECTS

**1 A** Match the words in the box with objects A–P in the picture. Which object isn't in the picture?

a camera J a mobile (phone) keys a diary  
a passport a magazine a credit card  
an MP3 player and earphones a newspaper  
a toothbrush a sweater sunglasses a watch  
a purse a ticket a laptop shampoo

**B** **1.5 WORD STRESS** Listen and underline the stressed syllable in the words.

camera

**C** Work in pairs and take turns. Student A: point to an object in the picture. Student B: name the object.

A: What's this?

B: It's a camera.

**D** Work in pairs and discuss. What five things are always in your bags?

A: I always have a laptop in my bag.

B: Me too.

### READING

**2 A** Look at the picture again. Work in pairs and discuss. What five things are always in your carry-on bag on a plane?

A: I think a laptop is important.

B: Yes. Sunglasses? No. Take sunglasses in your pocket.

**B** Read the information and circle the correct number. Take 9 / 10 / 11 / 12 things in your carry-on bag.

**C** Read the text again and write the names of objects 1–5.



1 \_\_\_\_\_ 2 \_\_\_\_\_ 3 \_\_\_\_\_



4 \_\_\_\_\_ 5 \_\_\_\_\_

**D** Read the text again and put a tick (✓) next to two good ideas and a cross (X) next to two bad ideas. Then work in pairs and discuss.

## Take it or leave it!

With only 10 kilograms for your carry-on bag, what's important to take?



#### Electrical Things

- **MP3 PLAYER** good for music and audiobooks – put it in your bag.
- **MOBILE PHONE** put it in your pocket, but take the charger in your bag.
- **CAMERA** is your mobile a camera too? Then leave your camera at home.
- **EARPHONES** good for watching DVDs on your laptop. Put them with your mobile phone.
- **LAPTOP** in your bag, with an adaptor, of course.

#### Practical Things


- **DIARY** with all your important travel and contact information. Put it in your bag.
- **KEYS** put them in the bag so they're easy to find.
- **PASSPORT AND TICKET** these are important so have them in a pocket on your bag.
- **PURSE** coins are a problem at security. Put them in a purse in your bag – yes, men too.

#### Other Things


- **MAGAZINES AND NEWSPAPERS** leave them at home; they're free on the plane.
- **SHAMPOO** most hotels have shampoo or buy it in town.
- **SUNGLASSES** go in your pocket or on your head, not in the bag!
- **SWEATER** wear it. It's good for the plane if it's cold.
- **TOOTHBRUSH AND TOOTHPASTE** max 100 ml in your carry-on bag.

## GRAMMAR

### THIS/THAT, THESE/THOSE; POSSESSIVES

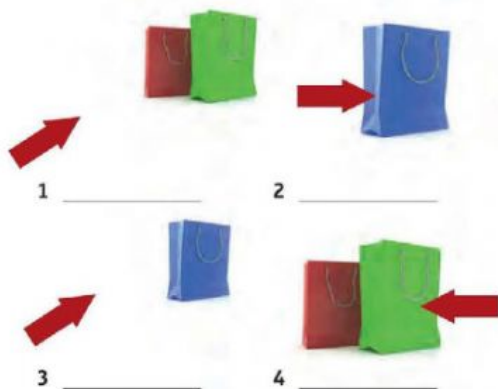
- 3 A**  **1.6** Listen to three conversations. Where are the people? Write the number of the conversation under the picture.



- B**  **1.7** Underline the correct alternative in the extracts below. Then listen and check.

- 1 S:** Is <sup>1</sup>this/these your bag?  
**W:** Yes, it is.  
**S:** Could you open it, please?  
**W:** What's the problem?  
**S:** <sup>2</sup>This/Those is the problem.  
**W:** <sup>3</sup>These/That's my shampoo.
- 2 S:** What's <sup>4</sup>that/those in your pocket?  
**M:** Ah, sorry, <sup>5</sup>these/those are my keys.  
**S:** OK, go ahead.
- 3 M:** Excuse me, <sup>6</sup>that's/those are my <sup>7</sup>friend/friend's bags. Can I ...?  
**W:** Sorry, <sup>8</sup>this is/that's my bag. The black one. In your hand.  
**M:** No, <sup>9</sup>this/these is my <sup>10</sup>friend's/friend.  
**W:** Look, my name's on it. It's <sup>11</sup>my/mine.  
**M:** Oh, sorry, you're right. It's <sup>12</sup>your/yours.

- 4 A** Write *this*, *that*, *these* or *those* under the pictures below.



- B**  **1.8** **WEAK FORMS: this, that, these, those**

Listen to the pronunciation. Then listen and repeat.

- 1** Is this /ðɪs/ your bag?  
**2** Are these /ði:z/ your bags?  
**3** Is that /ðæt/ your bag?  
**4** Are those /ðəʊz/ your bags?

- 5 A** Correct the sentences. Use Exercise 3B to help.

- 1** That's the bag of my friend. ~~X~~  
 That's my friend's bag. ✓  
**2** This is the mobile of John. ~~X~~  
 This is John's mobile. ✓  
**3** That's mine bag. ~~X~~ That's my bag. ✓  
**4** It's my. ~~X~~ It's mine. ✓  
**5** They're yours bags. ~~X~~ They're yours bags. ✓  
**6** They're your. ~~X~~ They're yours. ✓  
**7** This bag is Sally. ~~X~~ This bag is Sally's. ✓

- B** Complete the conversation. Use the words in brackets to help.

- A:** Is that <sup>1</sup>my book? (I)  
**B:** No, it isn't. It's <sup>2</sup>Maria's. (Maria)  
**A:** Where's <sup>3</sup>it? (I)  
**B:** Is this <sup>4</sup>your? (you)  
**A:** Yes, thanks. Is this <sup>5</sup>your bag? (you)  
**B:** No, it isn't <sup>6</sup>mine. (I)  
**A:** Maybe it's <sup>7</sup>Ali's. (Ali)

▷ page 128 **LANGUAGEBANK**

## SPEAKING

- 6** Work in pairs. Student A: point to an object in the classroom and ask your partner what it is. Student B: name the object.

- A:** What's **this** in English?  
**B:** It's a dictionary.  
**A:** What are **those** in English?  
**B:** They're windows.

- 7 A** Work in groups. Put two objects from your bag/pocket on a table. Identify the objects.

*Silvia's bag, Cheng's keys, my watch ...*

- B** Work with a partner from another group. Look at their objects. Ask and answer questions.

- A:** Is that your pen?  
**B:** No, it isn't. It's Bruno's.  
**A:** Are these Jack's glasses?  
**B:** No, they aren't. They're Veronika's.

▷ page 152 **PHOTOBANK**

