


LKPD
(Lembar Kerja Peserta Didik)

EXPLANATION TEXT
CLASS XI



Name:.....

Class:.....

Activity 5

Instruction!





Look at the picture. Make sentences based on the picture in the form of simple present tense. You may make a sentence based on your own experience/what you have read/known related to these pictures.

Picture	Sentence
	
	
	
	

Activity 6

Instruction!

After you make sentences in activity 1. Now change your sentences in the form of passive voice.

Picture	Sentence
	
	
	
	

Activity 7

Instruction!

You have learned the social functions, the generic structure, and the language features of Explanation Text. Now with your group, in a group consisting of 4 students, make a draft of a mini project about explanation text related to natural phenomenon!

Name of Group	Role
1. 2. 3. 4.	1. 2. 3. 4.
Title/Topic :	
Social Function :	
<u>Generic Structures</u>	
Opening Statement	
Sequence of Explanation	
Closing Statement	